

StatCan Webpages: Where do I find?

**DLI National Training
Jane Fry and Lacey Cain
November 24, 2022**

Have you ever asked yourself the question - where do I find that on the StatCan website? We have many times, and more often than not we are stumped when we try to find an excellent resource we have seen before, but we simply cannot find it quickly enough when we need it, if at all. This presentation will show you some helpful data resources we have found to answer the requests we all get regularly. There are data hubs, annual resources, infographics,, data bytes, data portals, ... that we have found and have put together on a webpage to share with you.

Come and check out our discoveries so you won't have to reinvent the wheel!

2

- **Tips**

- **Resources**

| Lots of them!

- **Which one to use – there are soooooo many!**

- **Our STC Resources webpage**

<https://www.statcan.gc.ca/>



- **The StatCan search box is not the only way to find your information!**

| Also use Google!

- **Don't be afraid to ask for help!**
- **Using your listserv will also help others, not just yourself!**

All the information on the following pages describing the different StatCan products has been taken directly from that particular StatCan webpage that is being referenced.

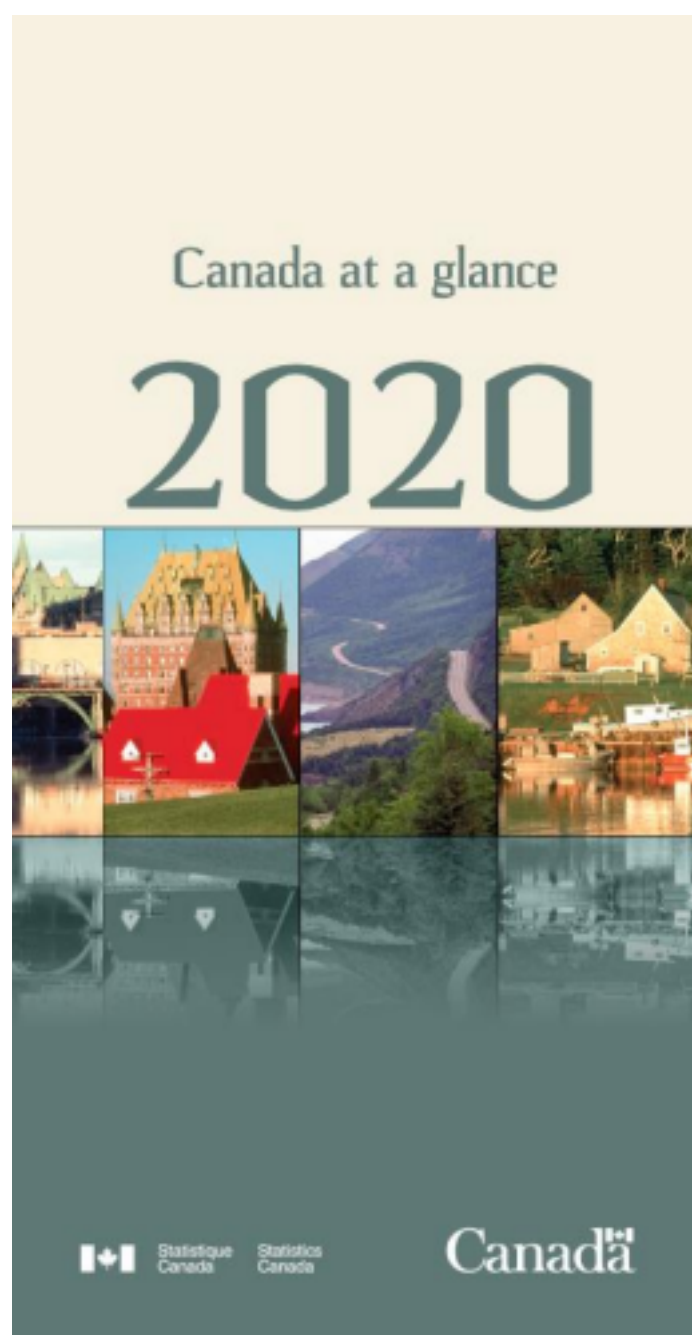
The information given here is intended to be a summary, to help you see at a glance the different choices available.

6

- <https://www150.statcan.gc.ca/n1/en/catalogue/12-581-X>
- 26 entries from 1995 to 2020
 - | Not all years included
- Statistical portrait of Canada (as of the data of publication) |

Population, education, health, prices, the economy, ...

- Also includes an Environment edition, 2017
- All tables and graphs
- No text



Population	2, 3, 4
Health	5, 6
Education	7
Crime	8
Housing	9
Income, Spending	10
Government	11
International comparisons	12, 13
Labour	14, 15
Economy	16, 17, 18
International trade	19
Energy	20
Manufacturing	21
Agriculture	22
Travel, Transport	23
Environment	24

contents

8 Source:


<https://www150.statcan.gc.ca/n1/en/pub/12-581-x/12-581-x2020001-eng.pdf?st=BRJDW-7w>

- <https://www150.statcan.gc.ca/n1/en/catalogue/11-402-X> ▪ Premier reference on social and economic life of Canada and its citizens
- Available online: 2006 – 2012
- Discontinued in April 2013
 - | Last publication – November 2012
- Presented in almanac style
 - | More than 500 pages
 - | Tables, charts, analytical articles
- Canada E-book
 - | Archived content
 - | Not available ☹️

Chapters

- [Aboriginal peoples](#)
- [Agriculture](#)
- [Business, consumer and property services](#)
- [Business performance and ownership](#)
- [Children and youth](#)
- [Construction](#)
- [Crime and justice](#)
- [Culture and leisure](#)
- [Economic accounts](#)
- [Education, training and learning](#)
- [Energy](#)
- [Environment](#)
- [Ethnic diversity and immigration](#)
- [Families, households and housing](#)
- [Geography](#)
- [Government](#)
- [Health](#)
- [Income, pensions, spending and wealth](#)
- [Information and communications technology](#)
- [International trade](#)
- [Labour](#)
- [Languages](#)
- [Manufacturing](#)
- [Population and demography](#)
- [Prices and price indexes](#)
- [Retail and wholesale](#)
- [Science and technology](#)
- [Seniors](#)
- [Society and community](#)
- [Transportation](#)
- [Travel and tourism](#)

- https://www65.statcan.gc.ca/acyb_r000-eng.htm
- Canada Year Book Historical Collection
 - | Digital year books
 - | 1867 to 1967
 - | Browse by year, topic, tables, charts, maps, photos, multimedia (posters, ads, news clippings, video clips), special articles, ...
 - | Teachers' tool box
 - *Customized lesson plans*
 - *To support curriculum in History and Social Studies*
 - *To bring the Canada of the past to life*
 - | Interesting fact ...



THE QUEEN'S;

Toronto, Ont.

Capt. Thomas Dick - Proprietor,
Thomas McGaw - - Manager.

—o—

The Queen's is one of the largest and most comfortable Hotels in the Dominion of Canada. It is most convenient to ALL the Railway Depots, Steamboat Piers, and the business part of the City. It is

Thoroughly Heated with Steam Throughout.

And commands a beautiful view of Lake Ontario, which causes it to be one of the coolest Hotels in Canada during the Summer season.



- <https://www150.statcan.gc.ca/n1/en/catalogue/71-607-X#wb-auto-2>
- **Interactive, visualization tools**
- **Present data in a graphical form**
- **Useful to interpret trends behind the data on various social and economic topics**
- **124 entries**
 - | As of this date
- **Mish mash of all different types**

W

| Exnl.

■ Stav

| Rea

Infrastructure Statistics Hub 	June 14, 2022
Selected indicators of quality of life in Canada	June 9, 2022
Canadians' Health and COVID-19: Interactive Dashboard 	June 7, 2022
Persistence and graduation of postsecondary students aged 15 to 19 years in Canada: Interactive tool	June 6, 2022
Net farm income, by province	May 25, 2022
Trade in Goods by Exporter and Importer Characteristics: Interactive Tool	May 18, 2022
Census of Agriculture: Farm and Farm Operator Data Visualization Tool	May 11, 2022
Statistics on full-time academic teaching staff at Canadian universities: Interactive tool	May 4, 2022
New Motor Vehicle Registrations Data Visualization Tool	April 21, 2022
Correctional services statistics: Interactive dashboard	April 20, 2022

15 Source:

<https://www150.statcan.gc.ca/n1/en/catalogue/71-607-X#wb-auto-2>

- **Go to StatsCAN Plus**

- | <https://www.statcan.gc.ca/o1/en/plus>
- | Type 'DataBytes' into the search box
- | You will be brought to a new page
- | Select 'Databytes' from the 'Type' box

- **There are 71 available**

- | Started being produced in 2021-11
- | Use stats from different StatCan products

- **Easy to understand**

- | They tell a short story
- | Great variety of topics, often related to the date they are produced
- | Some are related to StatCan and general data definitions

- **Short, usually one page**

- | Format – a relevant picture and some easy to understand text, in a conversational tone 16

A nod to eggnog

December 23, 2021, 2:01 p.m. (EST)



You know winter is approaching in Canada when eggnog starts appearing on grocery store shelves. December is the biggest month for eggnog sales. In December 2020, Canadians bought 5 819 kilolitres of the silky smooth drink, enough to fill approximately 2,327 fire trucks with eggnog.

For the uninitiated, traditional eggnog is made with milk, cream, sugar, whipped egg whites, egg yolks and a dash of nutmeg or cinnamon. Some like to add liquor to the drink for added flavour and effect.

While sales generally peak in November and December (78.6% of total sales in 2020), Canadians buy eggnog several months of the year with sales totalling 12 582 kilolitres in 2020.

In September 2021, Canadians bought 409 kilolitres of eggnog, down from 575 kilolitres in September 2020.

However, despite the ongoing COVID-19 pandemic and the degree to which it has limited social gatherings, sales in 2020 were up by 29.0% from a decade earlier, when 9 757 kilolitres were sold.

For further reading:

[Dairy statistics, September 2021](#)

17 Source: <https://www.statcan.gc.ca/o1/en/plus/234-nod-eggnog>

Robbie Burns, eh?

January 25, 2022, 2:00 p.m. (EST)



On January 25, Canadians of Scottish ancestry traditionally celebrate the birthday of their bard, Robbie Burns.

Over 4.8 million Canadians (or just under 14%) reported Scottish as their [ethnic origin in the 2016 Census](#), making it the third-largest ethnic group nationally, following Canadian and English and just ahead of French.

[Almost one-third of the population of Nova Scotia reported a Scottish ethnic origin in the 2016 Census](#), while over half of Canadians who reported Scottish ethnicity lived in Ontario or British Columbia.

At a traditional Robbie Burns celebration, bagpipes are played, haggis and oatcakes are served, and toasts are given with a wee dram of Scotch whisky.

While the fifth wave of the pandemic may have put a damper on Robbie Burns Day celebrations this year, Scots can take solace and pride in knowing that [whisky remains the most popular spirit](#) in Canada, accounting for 29.9% of the spirits sold nationally in 2019/2020.

We will find out how many Canadians reported Scottish as their ethnic origin with the [release of the 2021 Census ethnocultural data](#) on October 26.

<https://www.statcan.gc.ca/o1/en/plus/264-robbie-burns-eh>

18 Source:

Video did not kill the radio star

February 10, 2022, 2:00 p.m. (EST)



There are not many viable 1920s technologies still around today, but radio remains one—despite taking a hit during the pandemic.

Operating revenue for private radio stations fell 20.7% from 2019 to \$1.2 billion in 2020, following four straight years of stable operating revenue averaging \$1.5 billion per year. Private radio advertising revenue fell by almost one-quarter (-23.5%) to \$1.1 billion in 2020, the lowest level since 2002.

Some of these losses were offset by COVID-19 subsidies, with most coming from the Canada Emergency Wage Subsidy program. Overall, almost two-thirds of private radio stations (64.9%) received subsidies to the tune of \$97 million in 2020.

There were 10,654 employees working at 959 radio stations across Canada in 2020, down from 11,416 employees (-6.7%) and 962 radio stations a year earlier.

Radio stations overall finished \$27 million in the red in net profit after income taxes in 2020, down from a \$167 million profit in 2019.

There were 620 FM and 118 AM private radio stations across the country, with 605 broadcasting in English, 102 in French and 31 in another language.

Stay tuned for 2021 radio broadcasting data, which will be released in May 2022.

Source: <https://www.statcan.gc.ca/o1/en/plus/354-video-did-not-kill-radio-star> 19

Get in touch with Statistics Canada—we're here to help!

May 25, 2022, 11:00 a.m. (EDT)



We get asked a lot of questions. And we provide a lot of answers.

Every year, StatCan receives almost 50,000 requests for information. Questions range from demographic (*How many people live in Moose Jaw, Saskatchewan?*), to historical (*How many pubs were in Montréal in 1886?*), to business (*Can you provide me with an in-depth profile of Sydney, Nova Scotia?*).

This year, Canadians have also been rightfully curious about the effects—direct and indirect—of the COVID-19 pandemic on their country's population, resources, economy, society and culture (*How has the employment rate changed since the beginning of the pandemic?*).

They also had specific questions about the 2021 Census (*Can I fill out a paper questionnaire?*) and, sometimes, just wanted to share a piece of their mind.

We'd love to hear from you!

Our Statistical Information Service finds the answers. Its [Contact Us](#) team works Monday to Friday, 8:30 a.m. to 4:30 p.m., in all Canadian time zones, as the front line for responding to these enquiries.

<https://www.statcan.gc.ca/o1/en/plus/1019-get-touch-statistics-canada-were-here-help>

20 Source:

*Note: this is only a partial
Databyte (there was not room
on this slide for the full one)*



- **Collection of information on a certain topic**
 - | Can include information from different partners
- **Type 'Data Hub' into the StatCan search box**
 - | Found 11 that were relevant
 - | Not relevant ones included:
 - *committee meetings, newsletters, conferences, ...*

- **Accessibility Data Hub**

| <https://www.statcan.gc.ca/en/topics-start/accessibility>

- **Canada and the World Statistics Hub**

| <https://www.statcan.gc.ca/en/stathub>

- **Canadian Statistical Geospatial Explorer Hub**

| <https://www150.statcan.gc.ca/n1/pub/71-607-x/71-607-x2020010-eng.htm>

- **Dimensions of Poverty Hub**

| <https://www.statcan.gc.ca/en/topics-start/poverty>

- **Early Learning and Childcare Information Hub**

| <https://www150.statcan.gc.ca/n1/pub/71-607-x/71-607-x2021007-eng.htm>

- **Gender, Diversity and Inclusion Statistics Hub**

| https://www.statcan.gc.ca/en/topics-start/gender_diversity_and_inclusion

- **Infrastructure Statistics Hub**

| <https://www150.statcan.gc.ca/n1/pub/71-607-x/71-607-x2018013-eng.htm>

- **Quality of Life Hub**

| <https://www160.statcan.gc.ca/index-eng.htm>

- **Small Business Hub**

| <https://www12.statcan.gc.ca/census-recensement/smallbusiness-petitesentreprises/index-eng.htm> ▪

Transportation Data and Information Hub

| <https://www144.statcan.gc.ca/tdih-cdit/index-eng.htm>

- <https://www144.statcan.gc.ca/sdg-odd/index-eng.htm>
- **Over 15 partners**
- **Partners include:**
 - | Public Safety Canada, Status of Women of Canada, CMHC, Fisheries and Oceans Canada, Health Canada, Indigenous and Northern Affairs Canada, OECD, Agriculture and Agri-Food Canada, CMEC, Employment and Social Development Canada, Global Compact Network Canada, Canadian Radio-television and Telecommunications Commission, ...
- **Lists the 17 sustainable development goals**
- **Features included:**
 - | Human Activity and the Environment (an annual publication)
 - | Gender, diversity, and inclusion statistics
 - | Canadian Indicator Framework for the Sustainable Development Goals Hub

- **Type 'data portal' into the StatCan search box**
- **I found 8**
- **Not all called 'portals'**
 - | some are 'Hubs'
 - | some are 'Statistics'
- **Have indicators, data and detailed analysis related to a certain topic**
- **Data comes from a wide variety of data sources**

- **Different sections on the page can include**

- | Features
- | Publications
- | Key tables
- | Key indicators
- | Data visualization products
- | Other related information

- **Agriculture and food statistics**

- | https://www.statcan.gc.ca/en/subjects-start/agriculture_and_food

- **Consumer price index portal**

- | https://www.statcan.gc.ca/en/subjects-start/prices_and_price_indexes/consumer_price_indexes ▪

Economic account statistics

- | https://www.statcan.gc.ca/en/subjects-start/economic_accounts

- **Extractive sector Transparency Measures Act portal |**

<https://www150.statcan.gc.ca/n1/pub/71-607-x/71-607-x2022008-eng.htm>

- **Population and demographic statistics**

| https://www.statcan.gc.ca/en/subjects-start/population_and_demography

- **Prices and price indexes portal**

| https://www.statcan.gc.ca/en/subjects-start/prices_and_price_indexes

- **Producer price indexes portal**

| https://www.statcan.gc.ca/en/subjects-start/prices_and_price_indexes/producer_price_indexes ▪

Rural Canada statistics

| https://www.statcan.gc.ca/en/subjects-start/society_and_community/rural_canada ▪

Statistical methods portal

| https://www.statcan.gc.ca/en/subjects-start/statistical_methods





- **Canadian Centre for Energy Information**
 - | <https://energy-information.canada.ca/en>
- **Got to it from the StatCan site**
- **Referred to as a portal in different places**
- **A convenient one stop virtual shop for independent and trusted information on energy in Canada.**
- **Resources on all things energy-related**
 - | Production
 - | Consumption
 - | International trade
 - | ...

- **Type ‘fact sheets’ into the StatCan search box**
- **Under *Journals and periodicals***
- **The information for each one can vary**
 - | Some have separate pages with related information
 - | Others are text heavy, on a single page
 - | Can be a collection of short, single-themed analysis on key issues within the topic ▪

Not a standard format

- **2021 Census Fact Sheets (n = 10)**
| <https://www150.statcan.gc.ca/n1/en/catalogue/98200001>
- **Aboriginal Peoples Fact Sheet (n = 18)**
| <https://www150.statcan.gc.ca/n1/en/catalogue/89-656-X>
- **Canada's international trade and investment country fact sheet**
| <https://www150.statcan.gc.ca/n1/pub/71-607-x/71-607-x2020001-eng.htm>
- **Education Indicators in Canada: Fact Sheet (n = 17)**
| <https://www150.statcan.gc.ca/n1/en/catalogue/81-599-X>
- **Emergency preparedness and resilience: Community-based fact sheets, 2014**
| <https://www150.statcan.gc.ca/n1/pub/85-002-x/2016001/article/14638-eng.htm>
- **Environment Fact Sheets (n = 22)**
| <https://www150.statcan.gc.ca/n1/en/catalogue/16-508-X>

- **Health Fact Sheets (n = 233)**

| <https://www150.statcan.gc.ca/n1/en/catalogue/82-625-X>

- **Health Human Resources and Education in Canada Fact Sheets (n = 4)**

| <https://www150.statcan.gc.ca/n1/en/catalogue/81-600-X>

- **Housing Experiences in Canada fact sheets**

| <https://www150.statcan.gc.ca/n1/pub/46-28-0001/462800012021001-eng.htm>

- **Transition Homes in Canada: National, Provincial and Territorial Fact Sheets (n= 24)**

| <https://www150.statcan.gc.ca/n1/en/catalogue/85-404-X>

- **Victims of police-related violent crime in Canada: National, Provincial and Territorial Fact Sheets, 2016**

| <https://www150.statcan.gc.ca/n1/pub/85-002-x/2018001/article/54960-eng.htm> 34



- <https://www150.statcan.gc.ca/n1/pub/11-627-m/index-eng.htm>

- **A quick overview of StatCan data**

- **To help people at all levels to understand key information derived from the data**

 - | Representation of data and information in the form of a chart, diagram, picture, ... |

 - To quickly communicate a message

 - | To simplify the presentation of large amounts of data

 - | To see data patterns and relationships

 - | To monitor changes in variables over time

- **Listed by subject, there are 693 entries (as of Nov 21)**

 - | Agriculture and food, business and consumer services and culture, digital economy and society, environment, health, immigration and ethnocultural diversity, indigenous peoples, population and demography, transportation, ...

- **Going back to 2015**³⁶

- **Cannot find them from the StatCan search box!**
 - **Great visualizations**
 - **Have a 'How to use' that is quite handy**
 - **Make sure to read information on the related survey(s) used** ▪
- Can be fun to do as you choose the different indicators** ▪ **Some of these could also be in the Data Visualizations category** ▪ **One caveat**

| Can be slow to load

- **Building permits: Interactive Dashboard**

| <https://www150.statcan.gc.ca/n1/pub/71-607-x/71-607-x2021005-eng.htm>

- **Elementary to Postsecondary Student Education Dashboard |**

<https://www150.statcan.gc.ca/n1/pub/71-607-x/71-607-x2022019-eng.htm>

- **National Culture Indicators: Interactive Tool**


| <https://www150.statcan.gc.ca/n1/pub/71-607-x/71-607-x2022011-eng.htm#datavisualization> ▪ **New**

- **Housing Price Index: Interactive Dashboard |**

<https://www150.statcan.gc.ca/n1/pub/71-607-x/71-607-x2019013-eng.htm>

- **Selected indicators of quality of life in Canada**

| <https://www150.statcan.gc.ca/n1/pub/71-607-x/71-607-x2022007-eng.htm#datavisualization> 40



41 Source:

<https://www150.statcan.gc.ca/n1/pub/71-607-x/71-607-x2022011-eng.htm#datavisualization>

- <https://www12.statcan.gc.ca/census-recensement/2021/geo/maps-cartes/index-eng.cfm>

m ▪ Visual representation of the world

▪ Census maps

| Canada and its geographic areas for which census data are tabulated and disseminated |
Static reference maps

- *Location of census standard geographic areas*

| Thematic maps

- *Spatial distribution of one or more specific data topics for standard geographical areas*

| Interactive mapping application - GeoSearch

- *Easy to find places in Canada on a map and get basic geographic and demographic information on them*

| Interactive mapping application - Census Program Data Viewer (CPDV)

- *Advanced web-based data visualization tool*


- <https://www.statcan.gc.ca/o1/en/plus>

- **A statistical profile on days of note**

| Delves into the numbers behind the issues of the day ▪ **Data insights on topics Canadians are talking about** ▪ **Data visualizations, Databytes, interactive dashboards, ...** ▪ **Updated regularly**

- **Can sign up to be notified about new information** ▪ **Links to Data literacy training, maps, ...**





Source: <https://www.statcan.gc.ca/o1/en/plus>



Source:

https://www.statcan.gc.ca/o1/en/plus_45

- **Statistics: Power from Data!**

- | <https://www150.statcan.gc.ca/n1/edu/power-pouvoir/toc-tdm/5214718-eng.htm> ▪

Released September 2021

- **Training tool for students, teachers, and anyone else** ▪ **To assist Canadians with informed decision-making based on data**
- **Each section has exercises**
 - | With the answers!

- 1. Data, statistical information and statistics**
- 2. Sources of data**
- 3. Data gathering and processing**
- 4. Data exploration**
- 5. Data visualization**
- 6. Bibliography**
- 7. Glossary**



Source: <https://library.carleton.ca/guides/help/statistics-canada-finding-data>⁴⁸

▪ **Note 1**

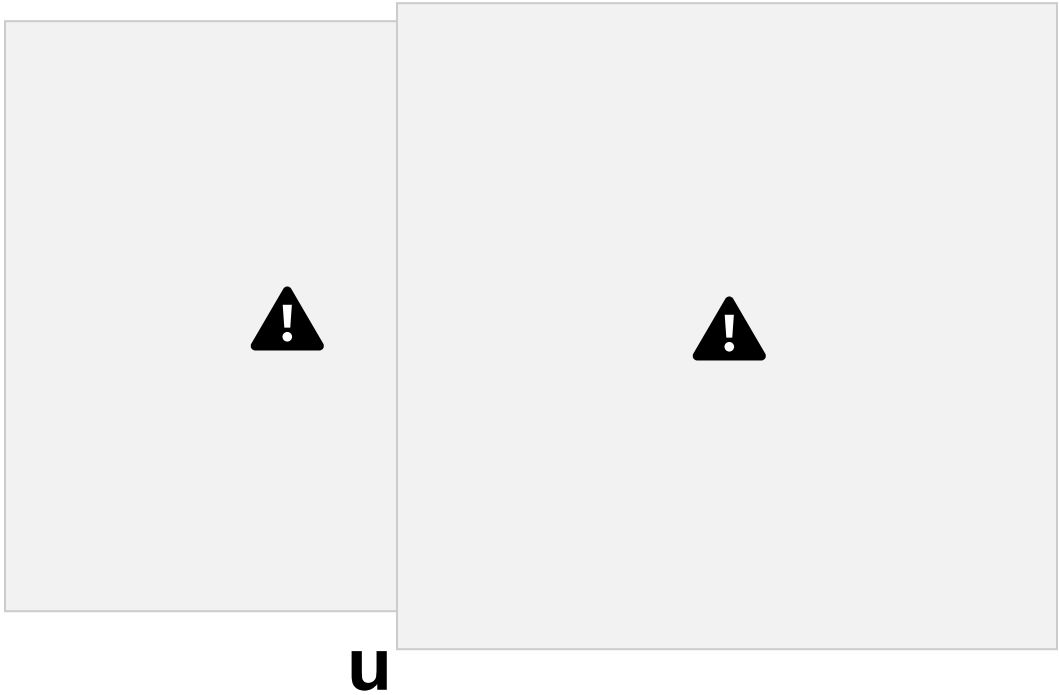
| If you find something that you think should be added to our page, please let us know!

- *We could have missed some 😊*
- *There will be updates to the StatCan webpages*

▪ **Note 2**

| If you want to translate this page into French

- *Please send us the link so we can add it to our page.*



Q

**e
s
t**

**i
o
n
s**

⁵⁰ Source: <http://clipart-library.com/question-mark-images.html>

Jane Fry

Lacey Cain

Data Services Librarian Carleton University

jane.fry@carleton.ca

Data Specialist

Carleton University

lacey.cain@carleton.ca 51