

Canadian Municipal Collection: a digitization project

Government Information Day 2019

Sam-chin Li

Government Information Librarian, University of Toronto Libraries

Agenda

- What is municipal government publication
- Canadian municipal government publications
 - Under-utilized resources
 - Canadian local government structure
 - Access
 - Formats
- Canadian municipal collection: a digitization project
 - Why digitize
 - Project phases
 - Types of documents covered
 - Ways of discovery
 - Reference questions answered

What is municipal government publication

- Any publication prepared and/or published by or for a government below the provincial level (i.e. a county, city, borough, metropolitan area, township, etc.)
- A local government-funded board, commission or authority (e.g. school boards and transportation commissions).

Great source of information on urban studies

- Researchers and historians
 - Social-economic data on the community
 - Primary sources for the study of the political, social, and economic life of Canadian cities and towns
- Administrators and planners
 - Past studies of the community
 - Past studies of other municipalities to deal with the similar issues

Complexity of Canadian local government structure

- Large number of municipalities across Canada
 - 3,500+
- Complexity of local government structure
 - Lower-tier, Upper-tier, Single-tier
 - E.g. Town of York, City of Toronto, Metropolitan Toronto, Toronto megacity
- Confusing terms
 - township, village, town, city, county or region

Under-utilized resource: Canadian municipal government publications

- Each of the 3,500+ municipal government prepares and distributes its own documents independently
- No centralized agency that coordinates the distribution of documents on a provincial or national basis
- Lack of bibliographic control
- No systemic collection

Curry, Judy. "Establishing and Maintaining a Local Government Documents Collection."

Canadian municipal government publications: Indexes and access

- Pre-1900 Canadiana Online, library catalogues
- 1900 – 1972 library catalogues
- 1945 – 1969 Urban and Regional References
 - List major publications of the largest municipalities only
- 1973 -1978 ProFile index, library catalogues
- 1979 – 1999 Microlog index, library catalogues
- 1999 - 2017 Microlog index
- Current Google custom search

Canadian municipal government publications: Formats

- Pre-1900 Digital copy (Canadiana Online)
- 1900-1972 Paper copy
- 1973 -1999 Paper and microfiche copies
- 2000-2017 Microfiche copy (Microlog)
- Current Online information (government web sites)

Canadian Municipal Collection (Cities and Towns): why digitize

- Support the new School of Cities and Urban studies programs at the University of Toronto
- Meet the increasing needs of local documents
- Bring historical local Canadian government documents in one place
- Preserve fragile materials
- Improve accessibility
- Improve discoverability


The project

- Phase one
 - March – September 2019
 - Out-of-copyright titles
 - University of Toronto Libraries collection
 - Ontario municipal documents
- Phase two
 - Out-of-copyright titles
 - Canadian municipal documents other than Ontario
- Phase three
 - Copyrighted titles

Partnership

1. Toronto Reference Library (took over the Urban Affairs Library collection in 2011)
 - The scope of the project
 - Title suggested:
 - Municipal Handbook of the City of Toronto
 - Filled gaps by lending volumes for scanning
2. Internet Archive

Canadian Municipal Collection (Cities and Towns): Internet Archive

 **Canadian Municipal Collection (Cities and Towns)**

Each one of the thousands of municipalities across Canada prepares and distributes its own documents independently. There is no centralized agency that coordinates the distribution of municipal documents on a national or provincial basis. As a result, there is no MORE

[Share](#)
[Favorite](#)
[RSS](#)
[Play All](#)

[ABOUT](#) [COLLECTION](#)

377 RESULTS

SEARCH THIS COLLECTION

Metadata
 Text contents

PART OF

- [Canadian Government Publications Portal](#)
- [Canadian Libraries](#)

Media Type

- collections 1
- texts 376

Year

- 1969 11
- 1968 24
- 1967 14
- 1966 23
- 1965 25
- 1964 15

More ▶


Topics & Subjects All


- Municipal government -- Ontario -- Toronto 29
- Toronto (Ont.) -- Politics and government 29
- Municipal government 18
- City planning -- Ontario -- Toronto 8
- City planning -- Ontario 2
- City planning -- Ontario -- Ottawa 2


More ▶


COLLECTION


Sort by: VIEWS · TITLE · DATE PUBLISHED · CREATOR



Municipal Handbook: City of Toronto
46 ITEMS



Municipal Handbook: City of Toronto, 1911
by Toronto (Ont.)
237 views, 0 favorites, 0 RSS, 0 play all



Municipal Handbook: City of Toronto, 1922
by Toronto (Ont.)
203 views, 0 favorites, 0 RSS, 0 play all



Municipal Handbook: City of Toronto, 1905
by Toronto (Ont.)
195 views, 0 favorites, 0 RSS, 0 play all



Municipal Handbook: City of Toronto, 1910
by Toronto (Ont.)
184 views, 0 favorites, 0 RSS, 0 play all



Municipal Handbook: City of Toronto, 1913
by Toronto (Ont.)
165 views, 0 favorites, 0 RSS, 0 play all



Municipal Handbook: City of Toronto, 1916
by Toronto (Ont.)
165 views, 0 favorites, 0 RSS, 0 play all

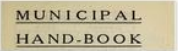

Municipal Handbook: City of Toronto, 1907
by Toronto (Ont.)
161 views, 0 favorites, 0 RSS, 0 play all



Municipal Handbook: City of Toronto, 1909
by Toronto (Ont.)
155 views, 0 favorites, 0 RSS, 0 play all


Municipal Handbook: City of Toronto, 1908
by Toronto (Ont.)
155 views, 0 favorites, 0 RSS, 0 play all


Municipal Handbook: City of Toronto, 1906


Municipal Handbook: City of Toronto, 1904


Municipal Handbook: City of Toronto, 1903


Municipal Handbook: City of Toronto, 1902

Document types

- Urban planning documents
 - Official plans
 - Transportation plans
 - Housing strategies
 - Land use plans
- Budget, financial and audit reports
- Statistics on population, housing, employment, crime, traffic and use of social services
- Council minutes and by-laws
- Policy proposals, annual and technical reports
- Large scale historical local maps: land use and zoning maps

Curry, Judy. "Establishing and Maintaining a Local Government Documents Collection."

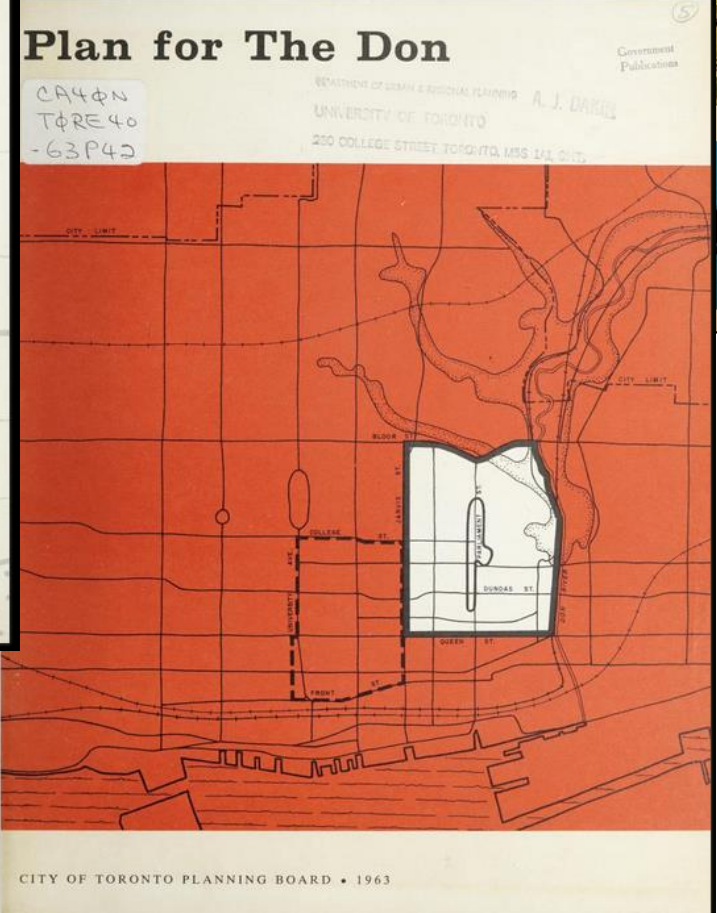
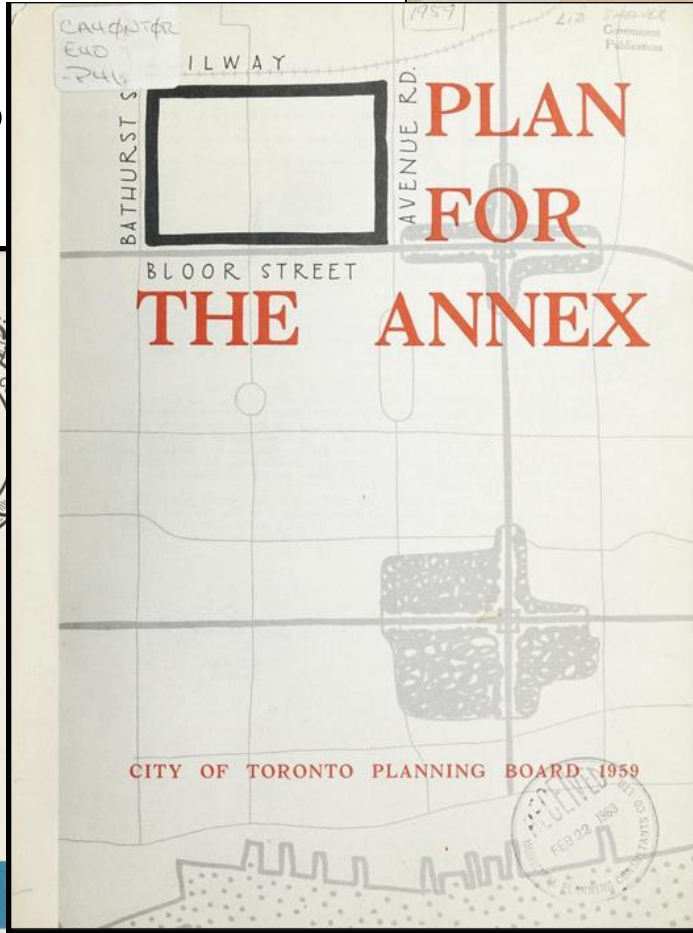

Official plans, neighbourhood plans, studies of special areas

A FORECAST OF
PLANNING ISSUES
FOR THE CITY OF
TORONTO 1956-1980

The changing city

CA44N
T0RE40
-68W17

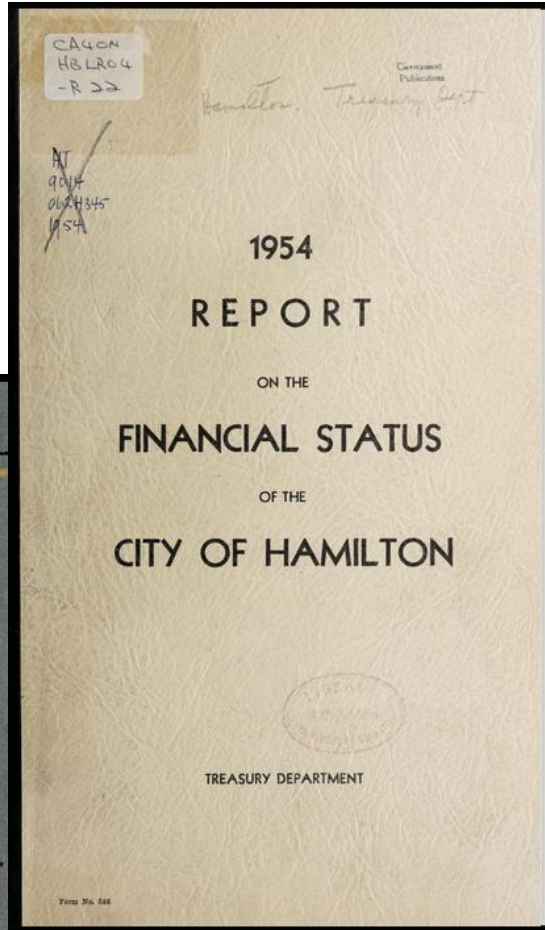
66-1



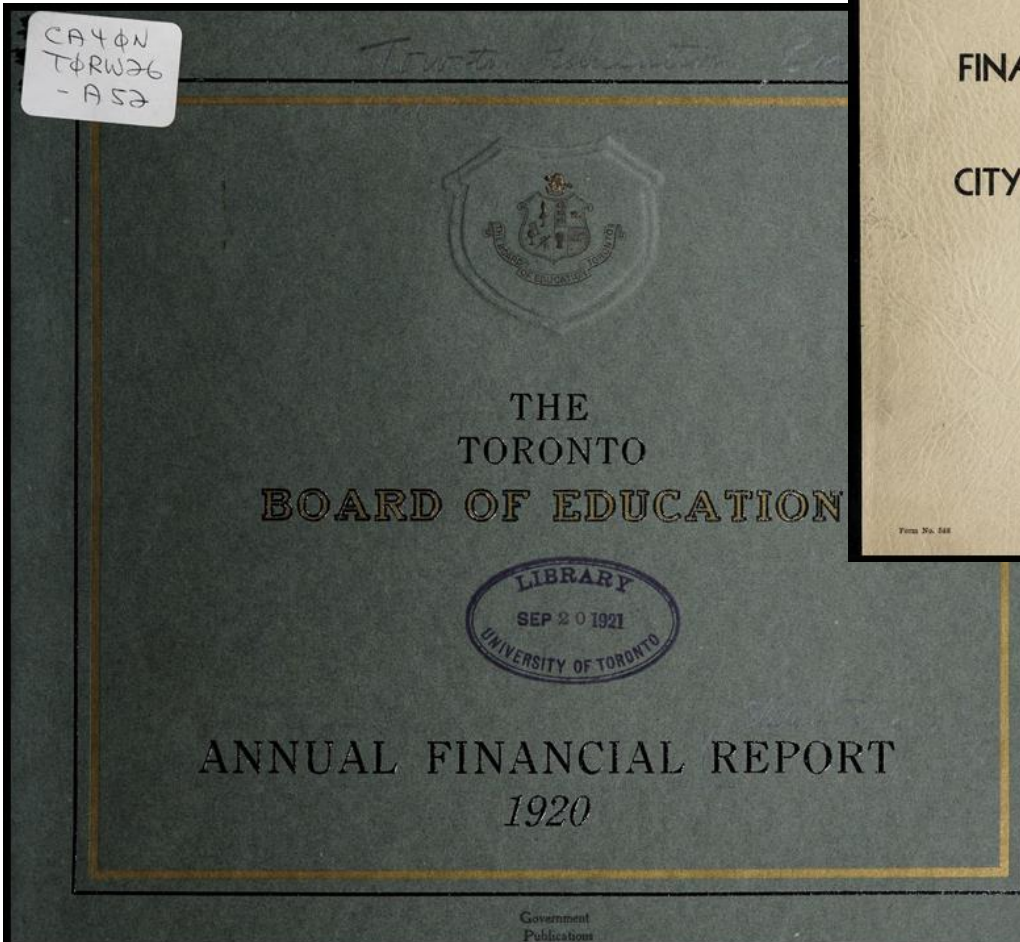
A BOLD CONCEPT

FOR THE REDEVELOPMENT OF THE TORONTO WATERFRONT

Financial reports



City of Toronto: Annual report of the Commissioner of Finance (1868 – 1969) (holding incomplete)

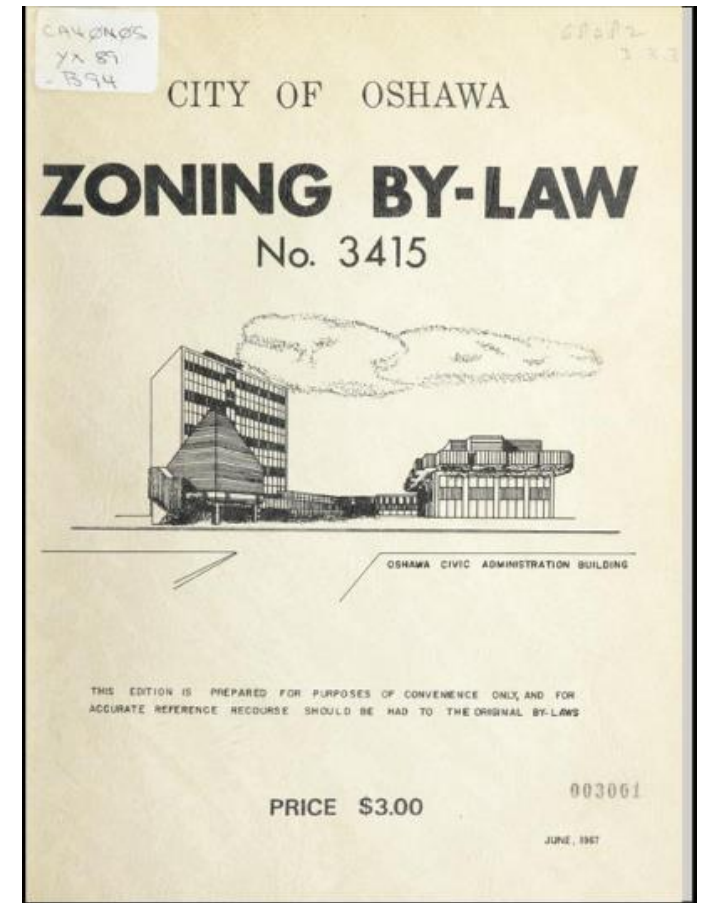
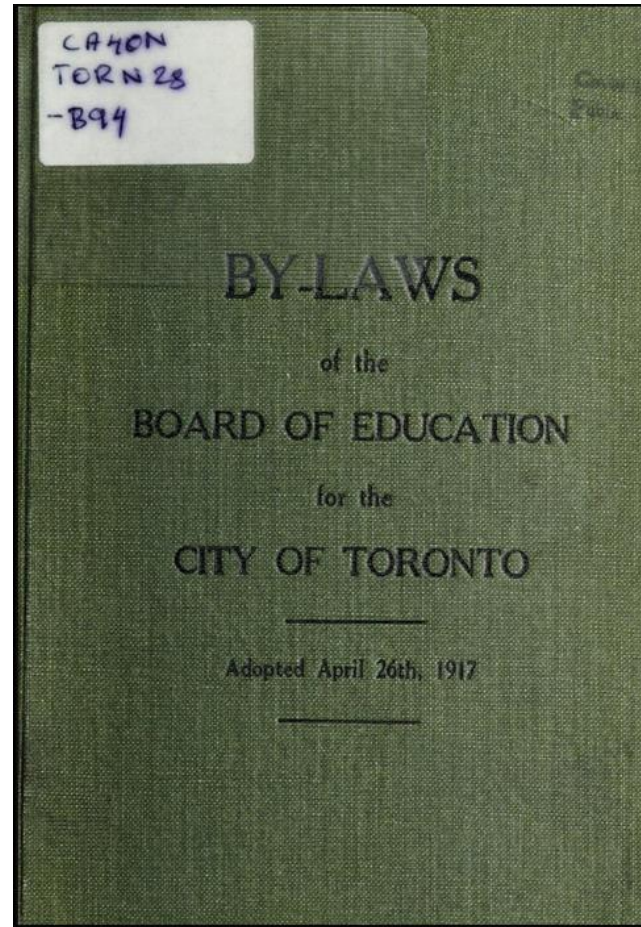
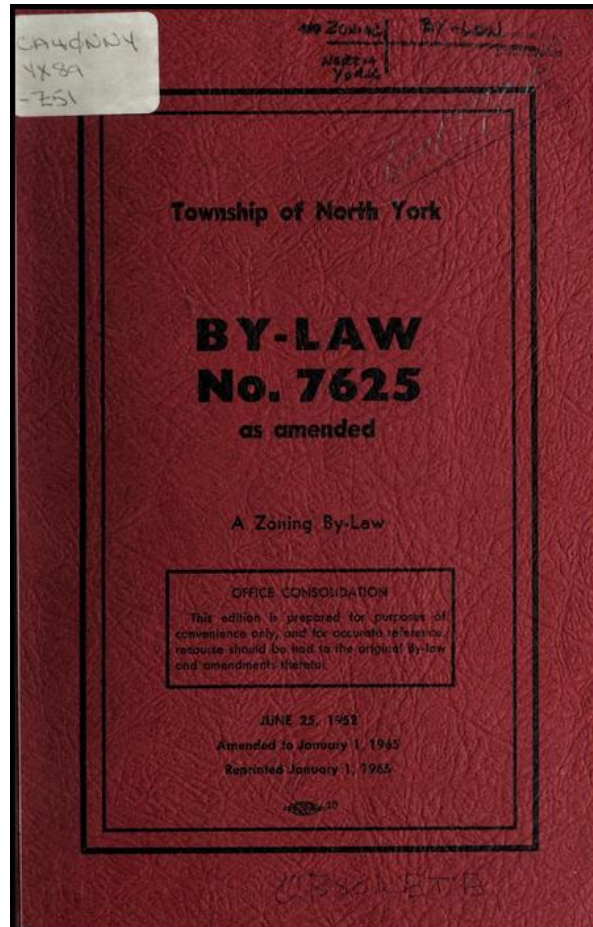


CITY OF TORONTO		STATEMENT "A"																
COMPARATIVE STATEMENT OF CURRENT EXPEN		DITURES (INCLUDING DEBT CHARGES), 1931-1937																
Item No.	Description	1931		1932		1933		1934		1935		1936		1937		Increase or Decrease—1931-1937		Item No.
		1931	1932	1933	1934	1935	1936	1937	Increase	Decrease	Increase	Decrease	Increase	Decrease	Increase	Decrease		
1.	Maintenance, etc.	\$ 1,581,919	\$ 1,603,319	\$ 1,402,002	\$ 1,469,918	\$ 1,466,338	\$ 1,460,941	\$ 1,461,687	\$ 1,461,687	\$ 1,461,687	\$ 1,461,687	\$ 1,461,687	\$ 1,461,687	\$ 1,461,687	\$ 1,461,687	\$ 1,461,687	\$ 1,461,687	1.
	Debt Charges		7,631	14,969	15,633	15,323	14,992	15,621	—	—	—	—	—	—	—	—	\$ 15,621	
2.	Maintenance, etc.	989,002	929,957	835,449	851,295	872,728	872,167	933,511	—	—	—	—	—	—	—	—	47,291	2.
	Debt Charges	42,513	42,588	41,638	41,653	41,610	41,515	41,360	—	—	—	—	—	—	—	—	—	1,153
3.	Maintenance, etc.	2,136,205	1,426,901	1,230,901	1,318,373	1,290,047	1,244,265	1,324,098	—	—	—	—	—	—	—	—	806,107	3.
	Debt Charges	1,349,929	1,494,761	1,211,582	1,245,014	1,278,828	1,301,532	1,445,825	—	—	—	—	—	—	—	—	—	95,095
4.	Maintenance, etc.	1,430,509	1,256,739	1,001,036	1,042,427	1,020,022	986,115	1,074,570	—	—	—	—	—	—	—	—	355,939	4.
	Debt Charges	549,376	511,765	499,171	507,481	532,155	535,515	568,251	—	—	—	—	—	—	—	—	26,875	5.
5.	Maintenance, etc.	5,022,475	6,000,818	5,648,858	5,668,484	5,657,924	5,556,150	5,735,310	—	—	—	—	—	—	—	—	287,165	5.
	Debt Charges	134,631	153,670	162,569	173,053	172,623	171,803	171,722	—	—	—	—	—	—	—	—	37,091	6.
6.	Maintenance, etc.	2,370,876	2,319,647	2,017,767	2,014,786	2,051,199	2,038,260	2,162,085	—	—	—	—	—	—	—	—	468,791	6.
	Debt Charges	644,588	392,570	715,324	792,553	808,916	806,354	805,937	—	—	—	—	—	—	—	—	161,349	7.
7.	Maintenance, etc.	849,391	746,755	—	—	—	—	—	—	—	—	—	—	—	—	—	—	—
	Debt Charges	—	—	12,239	315,818	408,924	955,741	974,391	125,000	—	—	—	—	—	—	—	1,970,053	—
8.	Maintenance, etc.	2,654,610	2,666,383	2,670,083	2,897,820	2,933,791	2,940,056	2,366,842	—	—	—	—	—	—	—	—	287,768	—
	Debt Charges	112,003	97,165	112,892	111,760	114,143	123,601	145,722	—	—	—	—	—	—	—	—	33,719	—
9.	Maintenance, etc.	1,899,881	2,224,245	2,376,774	2,245,799	2,095,187	2,005,887	1,969,487	—	—	—	—	—	—	—	—	69,604	8.
	Debt Charges	1,525,382	1,148,483	860,291	621,248	483,527	549,987	432,230	—	—	—	—	—	—	—	—	1,093,152	9.
	Debt Charges	101,365	97,716	92,223	91,627	104,060	121,552	128,577	—	—	—	—	—	—	—	—	27,212	—
10.	Maintenance, etc.	19,746,169	18,090,002	15,866,367	16,274,910	16,212,550	16,603,682	16,404,724	125,000	3,666,445	—	—	—	—	—	—	2,341,524	10.
	Debt Charges	5,017,279	5,222,111	5,239,435	5,540,405	6,144,891	6,548,200	7,262,555	—	—	—	—	—	—	—	—	96,248	—
11.	Maintenance, etc.	507,225	507,225	467,933	462,991	466,745	464,034	477,140	—	—	—	—	—	—	—	—	30,085	11.
	Debt Charges	58,176	53,511	52,231	54,842	55,319	54,705	54,041	—	—	—	—	—	—	—	—	4,135	—
12.	Maintenance, etc.	9,325,267	9,271,524	9,318,660	8,692,972	8,971,357	8,985,782	9,443,580	114,793	—	—	—	—	—	—	—	—	—
	Debt Charges	1,859,483	1,913,168	1,917,501	1,915,830	1,905,44	1,901,704	1,906,416	—	—	—	—	—	—	—	—	66,933	—
13.	Maintenance, etc.	29,579,181	27,868,751	25,252,360	25,429,975	25,650,652	26,053,498	26,322,444	239,793	5,496,536	—	—	—	—	—	—	2,408,457	13.
	Debt Charges	6,914,938	7,188,790	7,209,565	7,511,082	8,103,634	8,504,669	9,223,912	—	—	—	—	—	—	—	—	100,383	—
14.	Maintenance, etc.	105,343	105,402	108,294	108,924	104,651	103,808	96,111	—	—	—	—	—	—	—	—	9,232	14.
	Debt Charges	18,748	18,748	18,748	18,771	19,679	19,060	19,053	—	—	—	—	—	—	—	—	307	—
15.	Maintenance, etc.	328,347	329,710	208,730	208,730	98,794	95,021	92,174	98,433	—	—	—	—	—	—	—	29,912	15.
	Debt Charges	282,851	296,507	325,017	321,890	319,710	325,760	322,059	—	—	—	—	—	—	—	—	39,208	—
16.	Maintenance, etc.	33,009	32,356	27,946	25,027	21,862	18,741	15,612	—	—	—	—	—	—	—	—	—	19,397
	Debt Charges	4,960	27,313	11,612	13,827	20,910	15,837	22,052	17,092	—	—	—	—	—	—	—	—	16.
17.	Maintenance, etc.	25,790	25,882	24,938	24,985	24,987	27,133	8,948	—	—	—	—	—	—	—	—	—	16,842
	Debt Charges	271,354	226,534	223,104	230,404	218,379	220,016	223,040	—	—	—	—	—	—	—	—	—	51,314
18.	Maintenance, etc.	13,586	18,828	17,527	14,310	12,623	11,002	13,250	—	—	—	—	—	—	—	—	2,336	18.
	Debt Charges	155,250	155,685	155,038	155,322	153,487	153,557	153,508	—	—	—	—	—	—	—	—	258	19.
20.	Maintenance, etc.	1,166,252	1,275,617	1,357,601	1,123,404	1,126,920	1,115,506	828,526	—	—	—	—	—	—	—	—	337,726	20.
	Debt Charges	1,563,265	1,449,928	1,346,265	1,364,550	1,337,698	1,360,570	1,412,074	—	—	—	—	—	—	—	—	151,161	—
	Debt Charges	1,317,252	1,317,252	1,696,560	1,764,824	1,846,490	1,829,853	1,823,122	—	—	—	—	—	—	—	—	445,059	—
21.	Maintenance, etc.	32,562,904	31,075,749	28,302,589	28,153,782	28,147,875	28,757,395	28,792,892	256,885	4,026,897	—	—	—	—	—	—	—	—
	Debt Charges	7,081,983	9,461,754	9,680,916	10,042,305	10,712,248	11,099,489	11,787,336	—	—	—	—	—	—	—	—	2,893,289	21.
22.	Maintenance, etc.	—	—	—	—	—	—	—	—	—	—	—	—	—	—	—	—	—
	Debt Charges	—	—	—	—	—	—	—	—	—	—	—	—	—	—	—	—	—
23.	Maintenance, etc.	—	—	—	—	—	—	—	—	—	—	—	—	—	—	—	—	—
	Debt Charges	—	—	—	—	—	—	—	—	—	—	—	—	—	—	—	—	—
24.	Maintenance, etc.	—	—	—	—	—	—	—	—	—	—	—	—	—	—	—	—	—
	Debt Charges	—	—	—	—	—	—	—	—	—	—	—	—	—	—	—	—	—


NOTE: See pages 29 and 32-37 for further details

NOTE: See Explanatory Notes to Increases and Decreases, pages 16 and 17.


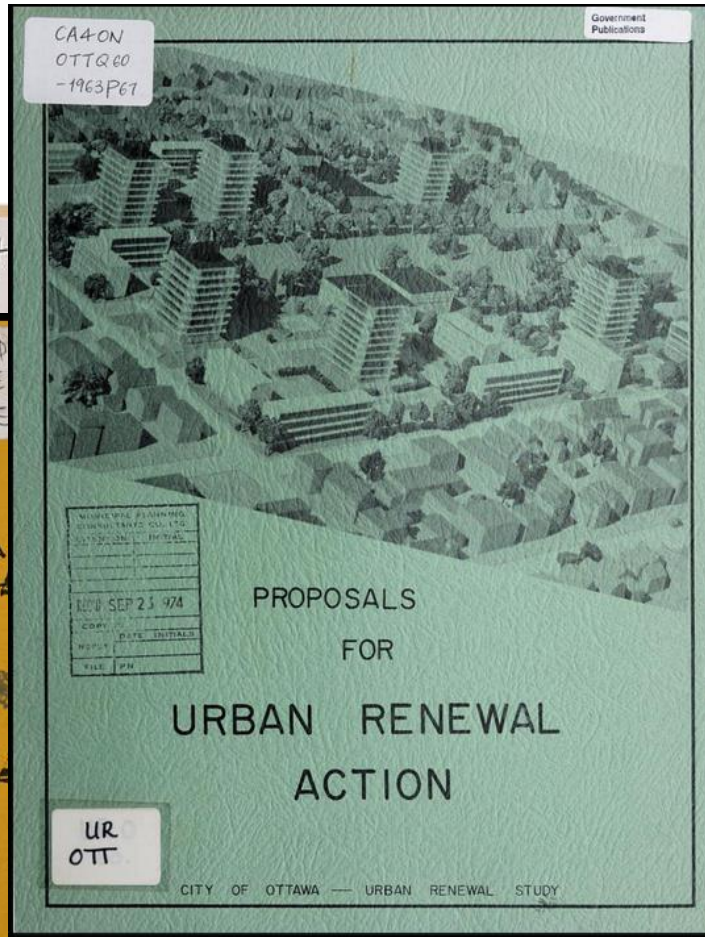
By-laws



Policy proposals,
technical reports,
administrative
studies and surveys



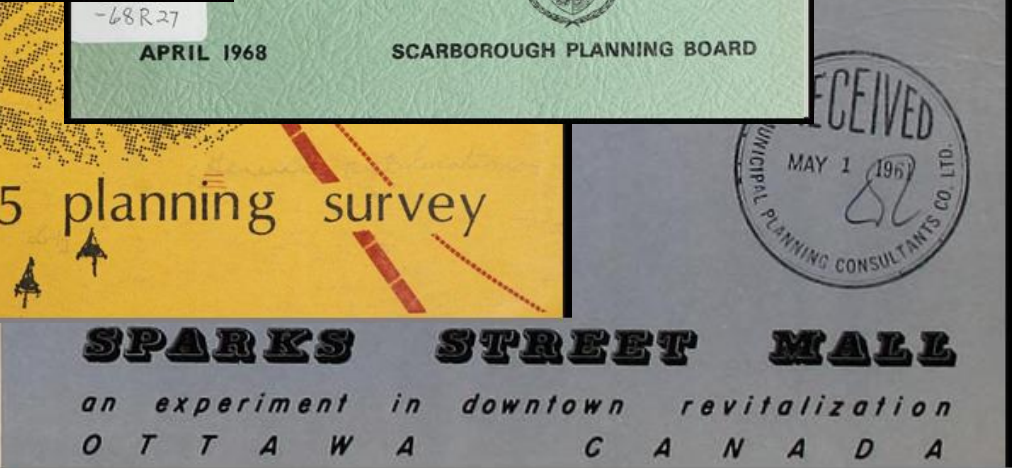
CA4
OT
CA40
ESPE
-65E



Government
Publications



AR0
50



Statistics

Increase in the revised Budget of 1933 over the Revenue and Expenditure of 1932 (Continued) 2.

EXPENDITURE

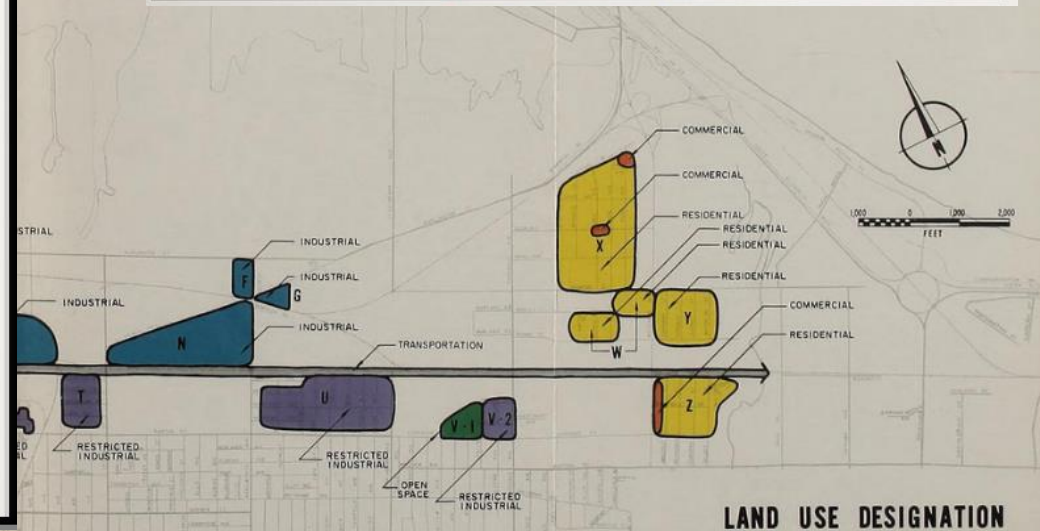
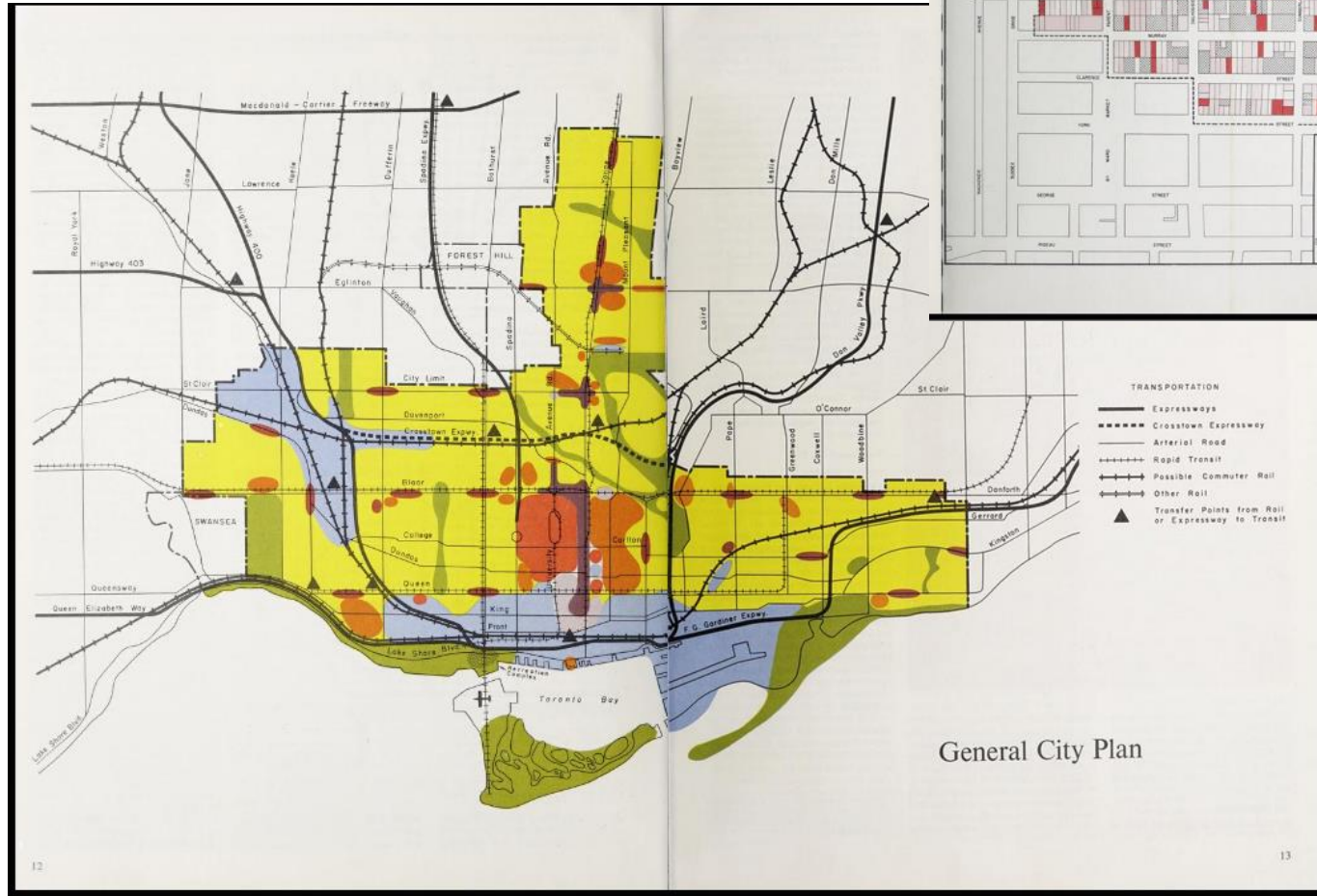
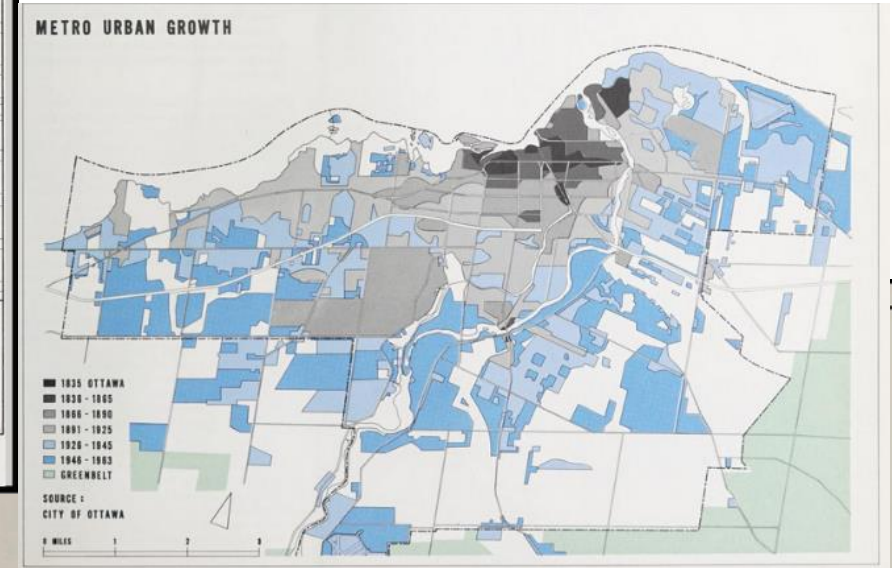
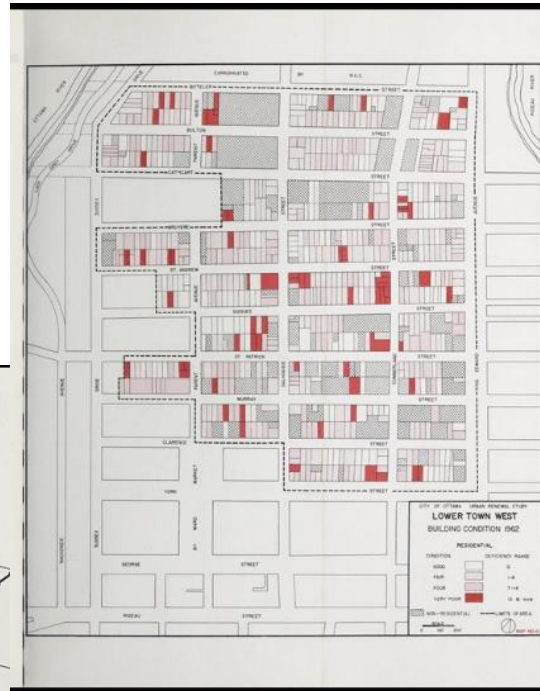
	1933 Estimates	1932 Expenditure	Increase	Decrease
Independent Boards (City Grants)				
Board of Education	5,811,428.	5,286,916.	524,512.	
Separate School Bd.	380,904.	339,007.	41,897.	
Parks & Royal Botanical Gardens	375,287.	348,019.	27,268.	
Library	243,133.	217,339.	25,796.	
Cemetery	30,000.	29,059.	941.	
Remission of Taxes	142,200.	254,405.		112,205.
Debentures (excluding Independent Boards)	2,932,692.	2,639,640.	293,052.	
Departmental Expenditures				
Administrative Depts.	904,467.	899,664.	4,803.	
Administration of Justice	95,766.	86,139.	9,627.	
Fire & Fire Prevention	1,301,316.	1,318,796.		17,480.
Hospitals	4,547,301.	4,381,095.	166,206.	
Mail	345,933.	116,764.	229,169.	
Police	1,661,533.	1,491,156.	170,377.	
Property Committee (Incl. Nassau)	405,469.	393,030.	12,439.	
Recreation	169,004.	157,399.	11,605.	
Streets and Sanitation	1,540,153.	1,580,676.		40,523.
Meters and Off-Street Parking	99,700.	25,947.	73,753.	
Works Department	1,302,332.	1,112,820.	189,512.	
Emergency Shelter				
Family Court				
Health Department				
Magistrate's Court				
Probation Office				
School Traffic	2,062,517.	2,044,963.	17,554.	
School Traffic				
Traffic Expense				
Welfare Department				
Planning Board				
Sundry Departments	40,390.	37,226.	3,164.	
Various Other Expenditures				
Annexations	60,613.	78,273.		13,660.
Civic Employees' Pension Plan	289,000.	306,670.		21,670.
Spar Line to Industrial Sites	58,000.	21,562.	36,438.	
Property Maintenance (to be distributed)	20,000.		20,000.	
Rehabilitation Central Collegiate Building	26,000.		26,000.	
Purchase Properties	51,200.	150,205.		99,005.
Sundry Items	385,416.	359,126.	26,290.	
Contingency	154,493.	100,000.	54,493.	
Expenditures for purposes not repeated in 1933				
Re-assessing City	128,878.		128,878.	
Art Gallery-Capital Grant	40,000.		40,000.	
Worth	21,646.		21,646.	
Undebentured Work Balances	56,732.		56,732.	
Sundry Items	38,550.		38,550.	
	25,850,839.	23,863,552.	1,987,287.	515,776.
Net Decreases			515,776.	
Net Increase on Expenditure over 1932			1,397,287.	

Statement of the Debenture Debt of the City of Hamilton as at 31st December, 1931

TITLE AND DESCRIPTION	By-law No.	Original Amount (\$)	Date when Contracted	Date First Payment	Amount of each Debenture	No. of Debentures	Amount of Principal Paid to Date	Amount of Interest Paid to Date	Balance of Principal Outstanding Dec. 31, 1931	Amount of Interest Outstanding Dec. 31, 1931	Amount of Sinking Fund (Paid or Accrued) to Date Dec. 31, 1931
Collegiate Institute	2862	\$700,000.00	Oct. 1921	July to 1943	1,000	5	10,000.00	20,400.00	689,600.00		
"	2113	40,000.00	Feb. 1925	" 1943	1,000	41	2,000.00	1,710.00	37,000.00		
"	4135	76,000.00	Dec. 1930	" 1930	100 to 1,000	45	2,000.00	3,447.00	74,000.00		
Public School	1197	150,000.00	Apr. 1911	April 1931	2,000.00	8	11,000.00	2,221.20			
"	1205	160,000.00	Apr. 1912	April 1932	1,000	4			6,400.00	100,000.00	\$ 8,750.44
"	1431	200,000.00	Apr. 1913	April 1933	1,000	45			8,100.00	218,000.00	7,320.83
"	1561	212,000.00	Apr. 1914	April 1934	1,000	45			9,540.00	212,000.00	7,119.33
"	1781	200,000.00	Apr. 1915	July to 1935	1,000 to 1,001	45	12,337.87	2,756.70	55,329.13		\$ 153,109.04
"	1928	62,000.00	May 1917	" 1937	170 to 1,002	5	3,535.87	1,350.15	25,312.74		
"	2004	10,000.00	May 1917	" 1937	102 to 1,079	5	1,746.81	65.07	12,138.00		
"	3028	40,000.00	June 1917	" 1937	172 to 1,009	5	2,281.08	971.61	18,291.49		
"	3077	20,000.00	June 1918	" 1938	143 to 1,044	6	1,084.91	618.90	9,732.92		
"	2145	25,000.00	Oct. 1918	" 1938	716 to 1,092	5	1,383.13	728.94	11,888.58		
"	2174	400,000.00	Feb. 1919	" 1939	211 to 1,192	5	20,473.12	12,230.11	212,038.91		
"	2250	300,000.00	Nov. 1919	" 1939	203 to 1,193	5	10,345.62	5,703.52	193,714.90		\$ 90.00
"	2422	205,000.00	Nov. 1920	" 1940	190 to 1,187	6	8,380.16	2,822.74	122,555.14		
"	2968	65,000.00	May 1921	" 1941	192 to 1,192	6	2,895.48	2,893.34	40,476.21	25.99	
"	3541	30,000.00	Oct. 1923	" 1941	100 to 1,194	6	1,973.82	14,968.74	28,415.38	90.00	
"	3581	10,000.00	Dec. 1923	" 1941	271 to 832	6	439.28	412.00			
"	2884	65,000.00	Feb. 1922	" 1932	245 to 1,211	6	18,444.42	18,966.55	292,283.91		
"	2863	150,000.00	Oct. 1921	" 1942	1,000	5	6,000.00	6,500.00	100,000.00		
"	2873	165,000.00	Nov. 1921	" 1943	1,000	5	7,000.00	6,500.00	117,000.00		
"	3101	65,000.00	Feb. 1925	" 1945	500 to 1,000	45	3,000.00	2,407.50	52,000.00		
"	3330	140,000.00	June 1926	" 1946	1,000	45	14,000.00	17,750.00	81,000.00		
"	3307	24,000.00	Aug. 1926	" 1933	2,000 to 4,500	45	4,000.00	592.50	8,500.00		
"	3604	50,000.00	Apr. 1928	" 1948	1,000	45	3,000.00	3,097.50	50,000.00		
"	3679	250,000.00	July 1928	" 1948	1,000	45	6,000.00	9,270.00	188,000.00		
"	3684	15,000.00	Sept. 1928	" 1948	2,000	5	2,000.00	400.00	6,000.00		
"	3938	215,000.00	Jan. 1930	" 1940	500 to 1,000	5	3,000.00	10,675.00	213,500.00	175.00	
"	4124	135,000.00	Dec. 1930	" 1930	1,000	45	4,000.00	4,097.50	131,000.00	67.00	
Technical School	1975	65,000.00	May 1917	" 1937	500 to 1,000	5	4,753.23	1,868.61	50,504.90		
"	2118	100,000.00	Apr. 1918	" 1938	100 to 1,000	6	8,721.11	4,197.42	97,871.60		
"	2130	375,000.00	Sept. 1917	" 1941	223 to 1,194	6	17,222.90	18,471.30	240,622.30		
"	3102	65,000.00	Feb. 1925	" 1945	1,000	45	2,000.00	1,620.00	53,000.00		

"	3714	75,000.00	Dec. 1929	" 1949	1,000	45	3,000.00	3,015.00	68,000.00	180.00	
"	3939	55,200.00	Jan. 1930	" 1930	500 to 1,000	5	1,200.00	2,062.20	54,000.00	73.00	
Technical & Composite School	2796	250,000.00	Apr. 1929	" 1949	1,000	5	6,000.00	11,772.00	244,000.00	125.00	
"	3057	1,150,000.00	Jan. 1930	" 1960	1,000	5	17,000.00	37,600.00	1,133,000.00	25.00	
Farmers' Shelter	2176	30,000.00	Feb. 1919	" 1939	112 to 1,073	6	2,890.22	1,668.00	27,099.88	13.19	
Central Fire Station	1233	65,000.00	Apr. 1912	April 1932	1,000	4	2,000.00	60,000.00			62,313.00
"	1496	20,000.00	Apr. 1913	April 1933	1,000	45	1,200.00	25,000.00			1,175.38
Eastern Fire Station	1467	35,000.00	Apr. 1913	April 1933	1,000	45	1,125.00	25,000.00			839.55
Fire Station	3931	75,000.00	Feb. 1930	April to 1950	1,000	5	2,000.00	7,000.00	73,000.00		
Fire Alarm System	3975	100,000.00	Apr. 1930	" 1950	500 to 1,000	5	3,000.00	6,800.00	100,500.00		
"	3987	300,000.00	Apr. 1934	" 1954	1,000	45	4,150.00	4,150.00	295,850.00		8,123.11
Hamilton Health Association	1996	50,000.00	May 1917	July to 1937	127 to 1,028	5	2,841.35	1,090.50	39,364.32		
"	3328	30,000.00	Mar. 1929	" 1949	234 to 1,143	5	2,403.10	1,487.46	26,517.50		
City's Fire, Art, Bldg. & Am.	3617	150,000.00	May 1928	" 1948	1,000	45	6,000.00	6,615.00	144,000.00		
Playgrounds	4139	45,000.00	Mar. 1931	" 1951	1,000	45	1,000.00	1,000.00	44,000.00		
Police Department	3939	160,000.00	Feb. 1930	" 1950	1,000	5	5,000.00	7,375.00	155,000.00		
Eastern Annex Sewer	621	120,000.00	Apr. 1907	" 1927	1,000 to 1,951	4	5,284.63	1,563.98	36,967.68		
Permanent Road	1881	125,000.00	Apr. 1911	April 1931	1,000 Sec.	4	77,703.34	1,555.36			2,645.34
West End Sewer System	1329	110,000.00	Apr. 1911	April 1931	1,000 Sec.	4	66,633.34				2,894.84
West End Extension	1207	70,000.00	Apr. 1912	April 1932	1,000	4		2,800.00	70,000.00		2,350.72
West End Disposal	1804	47,500.00	Apr. 1915	July to 1935	1,000 to 1,971	45	6,424.61	498.71	9,005.90		
Kearney Storm Sewers	1375	117,000.00	Feb. 1919	" 1939	180 to 1,191	6	6,027.71	3,981.75	62,343.27		
Mountain Highway	2329	50,000.00	Apr. 1929	" 1949	200 to 1,204	5	2,483.19	1,487.46	26,517.50		
Storm Overflow Sewers (3 sets)	2331	850,000.00	May 1930	" 1942	242 to 1,195	5	40,141.27	26,811.32	621,157.46	250.00	
Mountain Highway Extension	2813	137,000.00	Feb. 1922	" 1942	268 to 1,000	6	5,935.94	8,830.22	94,203.07		
Rich Ave. Sewer Extension	2052	200,000.00	Feb. 1924	" 1944	1,000	5	10,000.00	10,022.00	190,000.00	25.00	
King St. West Sewer	2079	22,000.00	Apr. 1924	" 1944	200 to 1,000	5	1,000.00	825.00	21,000.00		
Rich Ave. Sewer Pump Sta.	2003	423,000.00	Feb. 1925	" 1945	1,000	45	17,000.00	15,367.50	233,000.00		
Storm Sewers	3261	450,000.00	Feb. 1926	" 1946	1,000	45	17,000.00	17,022.50	372,000.00	90.00	
"	3411	620,000.00	Feb. 1927	" 1947	1,000	45	22,000.00	23,570.00	596,000.00	45.00	
"	3458	31,000.00	Apr. 1927	" 1947	1,000	45	1,000.00	1,027.00	27,000.00		
Sewage Station	3459	12,000.00	Apr. 1927	" 1947	500 to 1,000	5	800.00	517.50			

Local maps



Topics covered

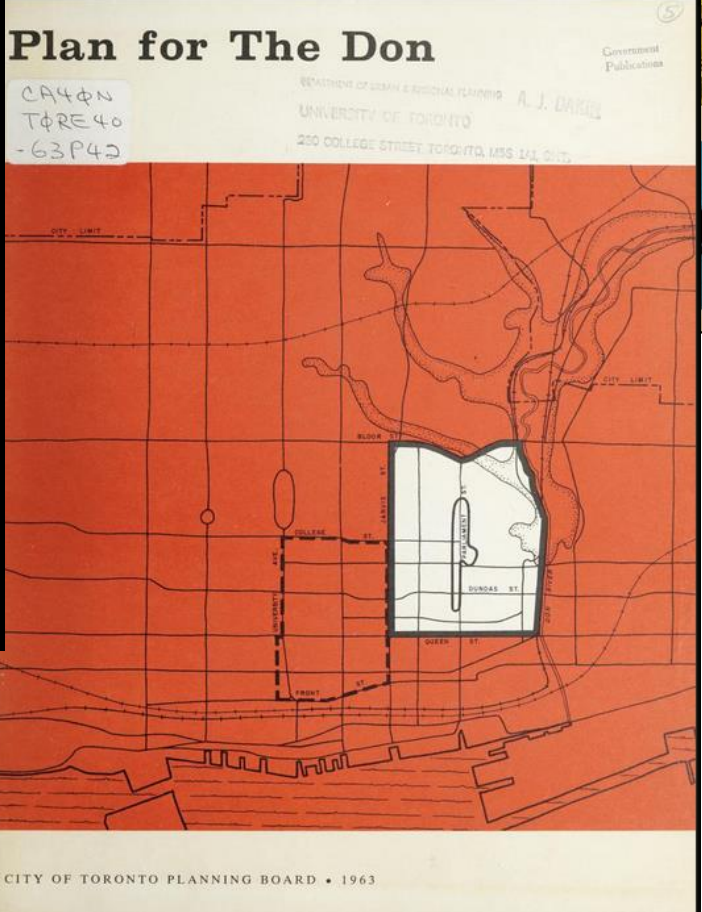
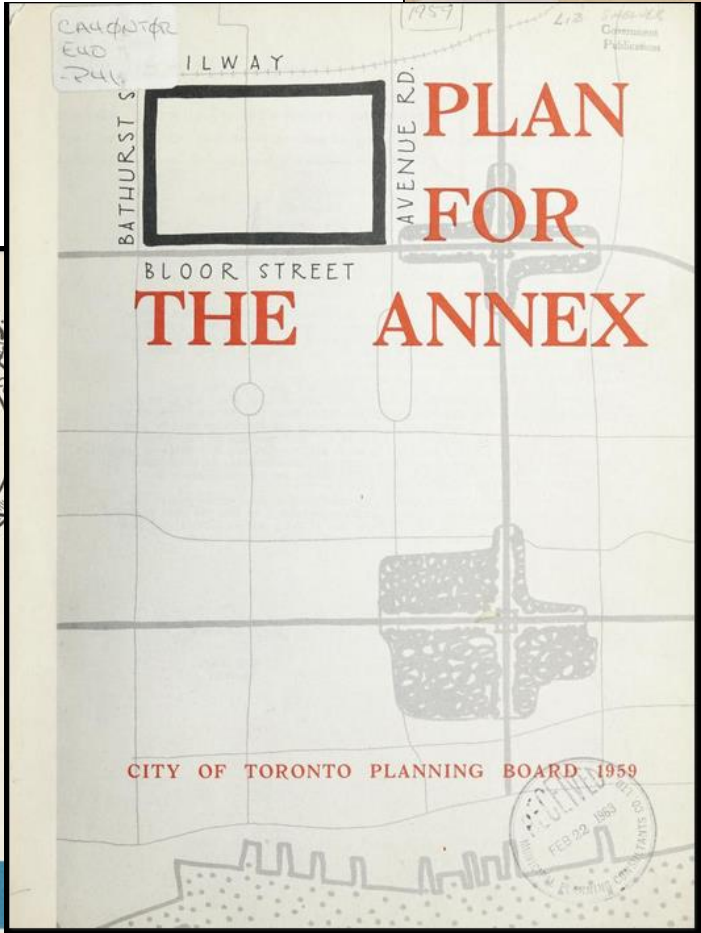
- Urban planning
- Housing:
 - homelessness, community housing
- Transportation:
 - transit planning
- Social issues:
 - poverty, crime
- Evolving history of cities

Urban planning

A FORECAST OF
PLANNING ISSUES
FOR THE CITY OF
TORONTO 1956-1980

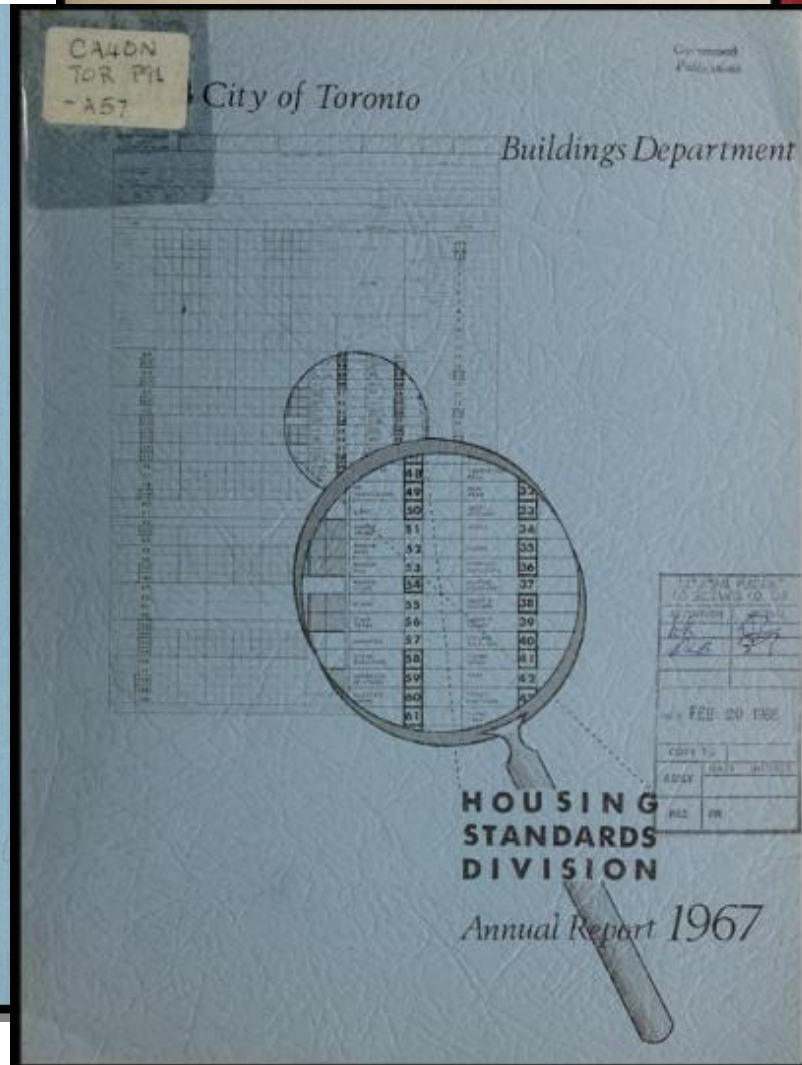
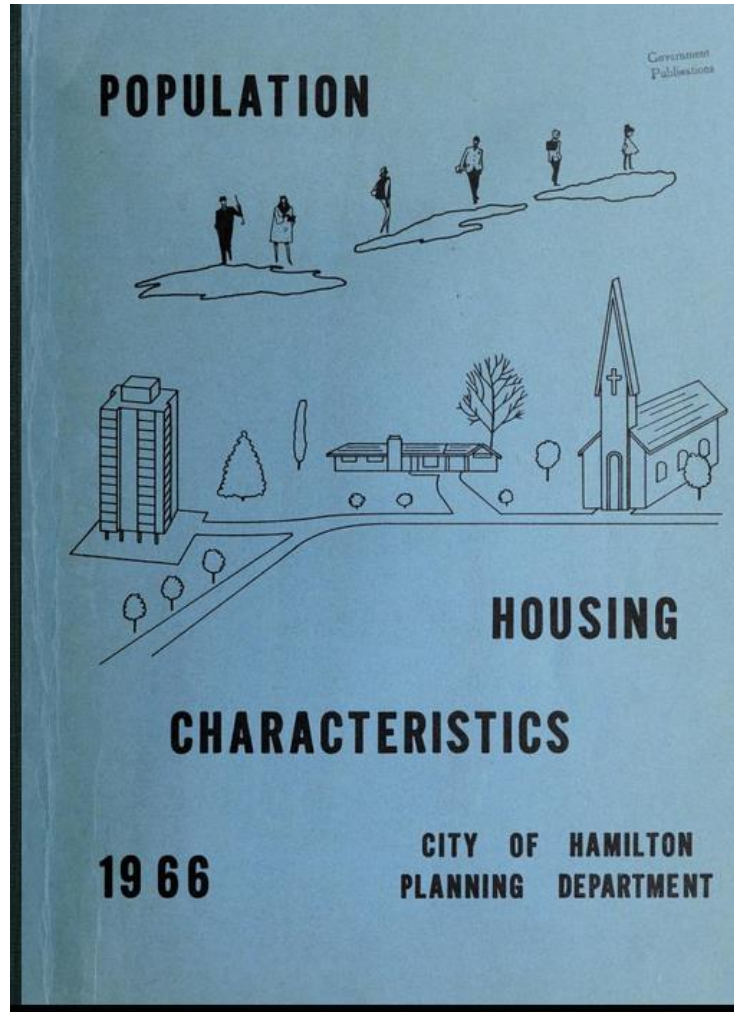

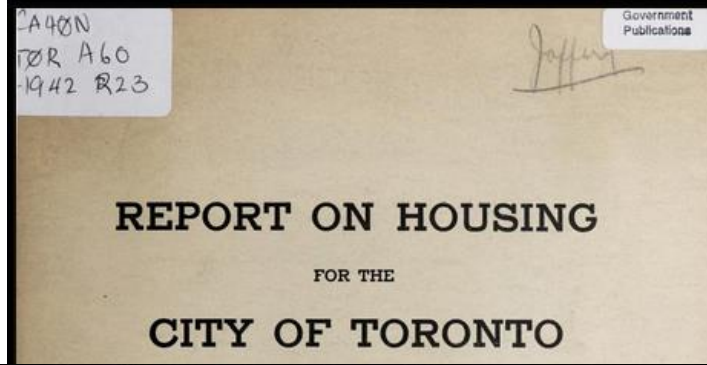
The changing city

CA44N
T0RE40
-68W17

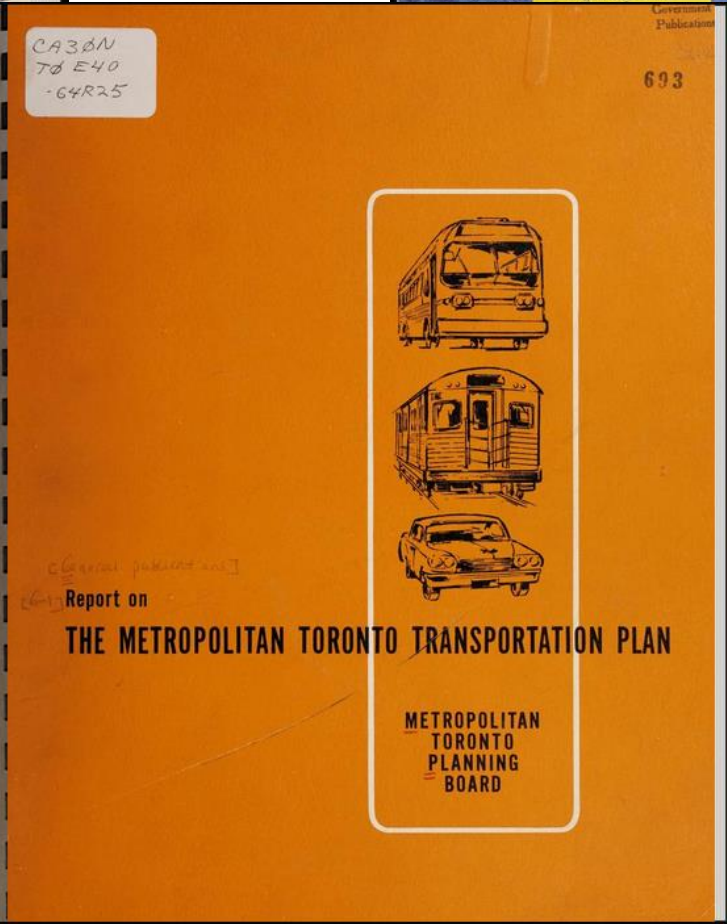
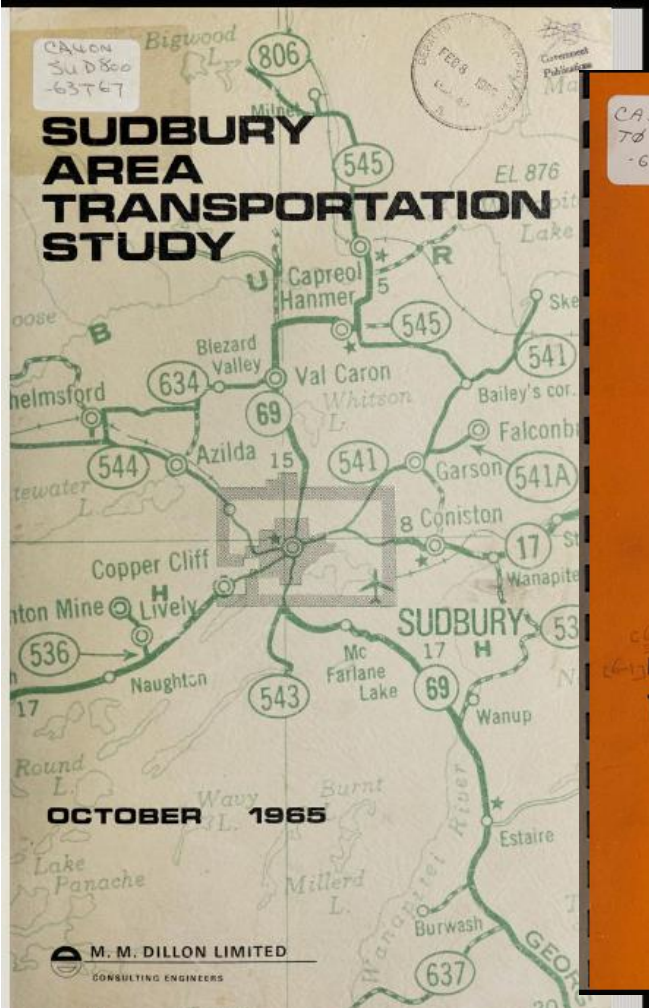
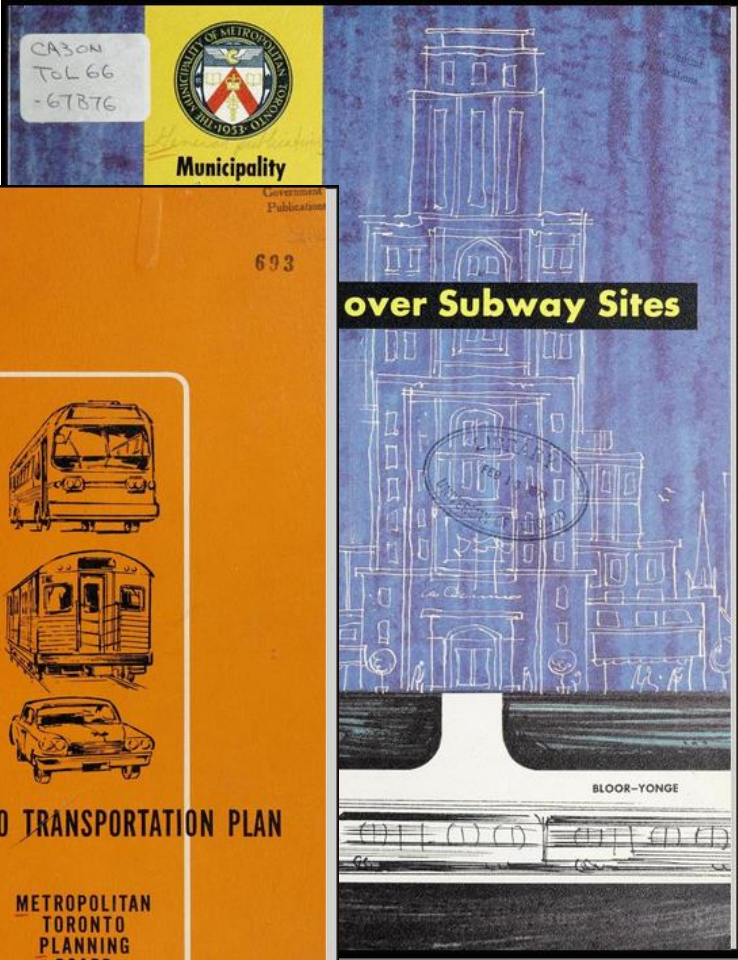
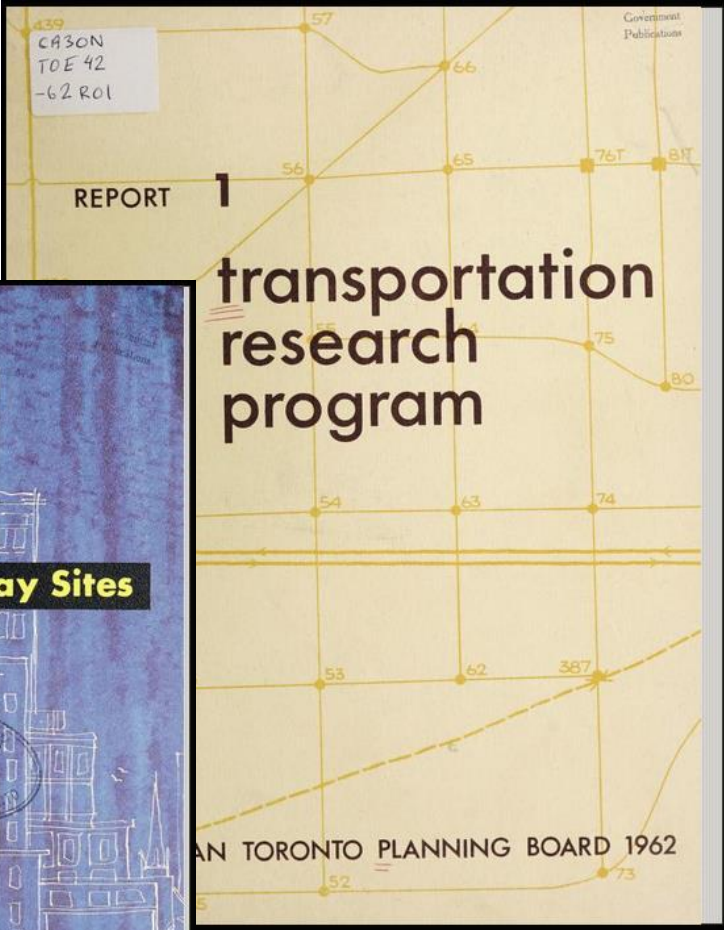


A BOLD CONCEPT
FOR THE REDEVELOPMENT OF THE TORONTO WATERFRONT

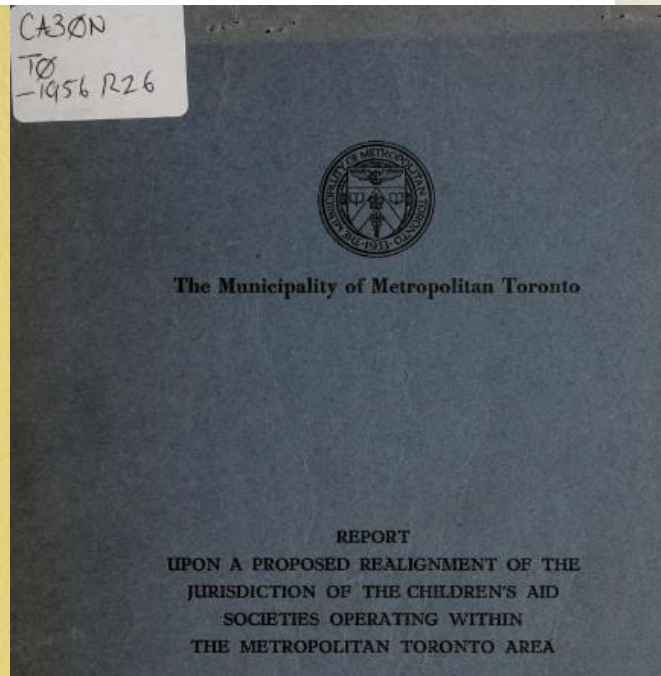
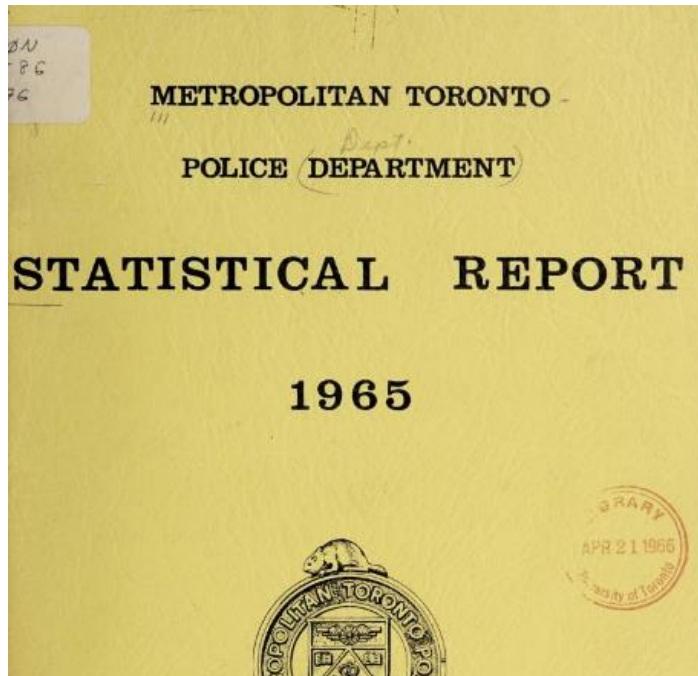
Housing



Transportation



Social issues: homelessness, crime, children's aid, community welfare



INVENTORY OF SOCIAL RESOURCES: PART I-A: COMMUNITY WELFARE AND HEALTH SERVICES.

by METROPOLITAN TORONTO, ONT. PLANNING BOARD

2. Social

Don Planning District

The social conditions, including the population trends, ethnic characteristics, age of population and household characteristics are described on pages 37 and 38 and shown in Figure 23 and 24 of the Improvement Programme.

The Don Planning District has more social problems than most parts of the city but these are concentrated in pockets rather than distributed evenly over the whole district. The main problem area is a ten block section bounded by Jarvis-Ontario-Gerrard-Shuter. This section has a population of about 6,300 which is less than 1% of the city's population but it has 23% of the city's drunkenness offenders (1961), 32% of the **homeless** and transient men and 6% of the unemployed and unemployables receiving welfare assistance from the City. There are about 2,500 **homeless** single men of whom 1,000 are in City and Salvation Army hostels.

The social survey indicated that the Trefann Court Project area is not much of a social problem area. Mainly the physical conditions are poor. Therefore, detailed information on social problems was not collected for this area.

(a) Population in the Trefann Court Area

Population by blocks is given below:

Table A(4)

Population by Block,
Trefann Court

Block*	Number of Persons
18	149
19	225
20	236
21	242
22	405
Total	1,257

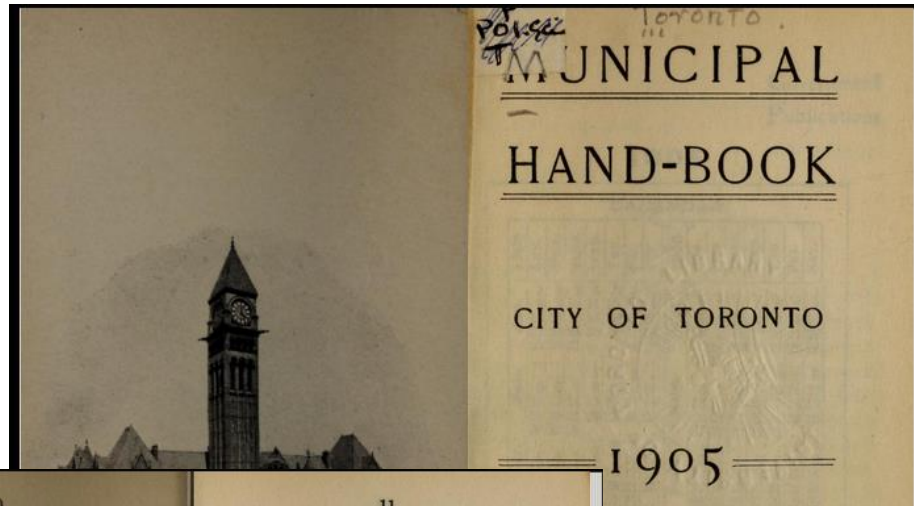
Source: D.B.S. Census, 1961, Census Tract 102.
* For block numbers, see Figure A(6).

Chief of Police

Welfare Council

Evolving history of cities

Municipal Handbook: City of Toronto 1900 - 1968



Election results

54		55			
POPULATION—AS SHEWN BY ASSESSORS.		ASSESSMENT OF CITY.			
1834	9,254				
1844	18,420				
1854	38,480				
1864	45,156				
1874	67,995				
1884	105,211				
1894	167,653				
1904	226,045				
1905	238,642				
1906	253,720				
1907	272,600				
1908	287,201				
1909	325,302				
POPULATION 1910, BY WARDS.					
Ward No. 1	55,903				
" 2	45,713				
" 3	45,123				
" 4	62,499				
" 5	59,875				
" 6	60,032				
" 7	12,846				
Total	341,991				
POPULATION—AS SHEWN BY POLICE CENSUS.					
1893	188,333				
1897	195,987				
1901	221,583				
1905	262,740				
1908	301,930				

10		11	
MAYORS OF THE CITY OF TORONTO, FROM THE DATE OF ITS INCORPORATION IN THE YEAR 1834 TO THE YEAR 1905.		MAYORS OF THE CITY OF TORONTO, FROM THE DATE OF ITS INCORPORATION IN THE YEAR 1834 TO THE YEAR 1905.	
1834	William Lyon MacKenzie.	1859	Adam Wilson, Q.C.
1835	Robert Baldwin Sullivan.	1860	{ Adam Wilson, Q.C. John Carr, President.
1836	Thomas D. Morrison.	1861	John George Bowes.
1837	George Gurnett.	1862	John George Bowes.
1838	John Powell.	1863	John George Bowes.
1839	John Powell.	1864	Francis H. Medcalf.
1840	John Powell.	1865	Francis H. Medcalf.
1841	George Monro.	1866	Francis H. Medcalf.
1842	Hon. Henry Sherwood, Q.C.	1867	James E. Smith.
1843	Hon. Henry Sherwood, Q.C.	1868	James E. Smith.
1844	Hon. Henry Sherwood, Q.C.	1869	Samuel Bickerton Harman.
1845	William Henry Boulton.	1870	{ Samuel Bickerton Harman. George D'Arcy Boulton, President
1846	William Henry Boulton.	1871	Joseph Sheard.
1847	William Henry Boulton.	1872	Joseph Sheard.
1848	George Gurnett.	1873	Alexander Manning.
1849	George Gurnett.	1874	Francis H. Medcalf.
1850	George Gurnett.	1875	{ Francis H. Medcalf. John Baxter, President.
1851	John George Bowes.	1876	Angus Morrison, Q.C.
1852	John George Bowes.	1877	{ Angus Morrison, Q.C. Patrick G. Close, President.
1853	John George Bowes.	1878	Angus Morrison, Q.C.
1854	{ Joshua George Beard. John Beverley Robinson, President	1879	James Beaty, Jr., Q.C.
1855	George William Allan.	1880	James Beaty, Jr., Q.C.
1856	John Beverley Robinson.	1881	William Barclay McMurrich.
1857	John Hutchison.	1882	William Barclay McMurrich.
1858	{ William Henry Boulton. David Breckenridge Read, Q.C.	1883	Arthur Radcliffe Boswell.
		1884	Arthur Radcliffe Boswell.
		1885	Alexander Manning.
		1886	William Holmes Howland.
		1887	William Holmes Howland.

List of Mayors

48		49	
MUNICIPAL ELECTION RETURNS, 1911.		CITY COUNCIL—Continued.	
CITY COUNCIL.		Ward No. 3—Chas. Alfred Maguire.. 3,452	
For Mayor:		" Samuel McBride 2,569	
George R. Geary	31,007	" Norman G. Heyd 2,569	
Herbert Capewell	2,700	" M. Rawlinson 2,556	
Robert B. Noble	526	" John Kirk 788	
For Controllers:		Ward No. 4—George R. Sweeney..... 3,146	
Horatio C. Hocken	19,953	" George McMurrich 3,061	
Francis S. Spence	16,044	" George Weston 2,824	
John J. Ward	15,954	" James W. Commeford.. 2,453	
Thomas L. Church	15,764	Ward No. 5—Joseph T. V. May 3,441	
Thomas Foster	15,040	" John Dunn 3,399	
Thomas Davies	2,750	" Robert H. Graham 3,225	
For Aldermen:		" Robert W. Dockeray ... 2,777	
Ward No. 1—Daniel Chisholm	3,734	" Frederick S. Duff 723	
" Zephaniah Hilton	3,293	Ward No. 6—Jesse O. McCarthy.... 3,725	
" Thomas N. Phelan	3,195	" James A. McCausland.. 3,720	
" William J. Sanderson	2,722	" F. G. McBrien 3,705	
" Samuel E. Fieldhouse..	586	" David Spence 3,693	
Ward No. 2—John O'Neill, Jr.	2,741	Ward No. 7—Alex. J. Anderson..... 1,052	
" Henry A. Rowland....	2,462	" Wm. A. Baird 965	
" Robert M. Yeomans....	1,304	" Edward Wakefield..... 452	
" Charles A. Risk	1,356		
" John W. Siddall.....	1,032		

Rich source of urban information

- Invaluable source of information on
 - Municipal policies, functions, priorities, spending and development projects
- Covers the diverse subject areas under municipal jurisdiction
 - Housing and homelessness
 - Infrastructure
 - Public safety
 - Public transit
 - Social issues: poverty, crime, traffic

Discoverability

Browse

- By title
- By topic
- By creator
- By sub-collection
 - Toronto Municipal Handbook

Search

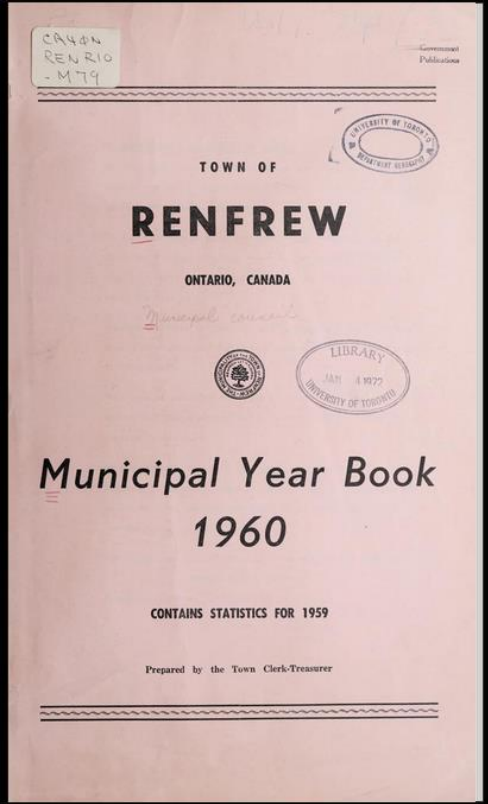
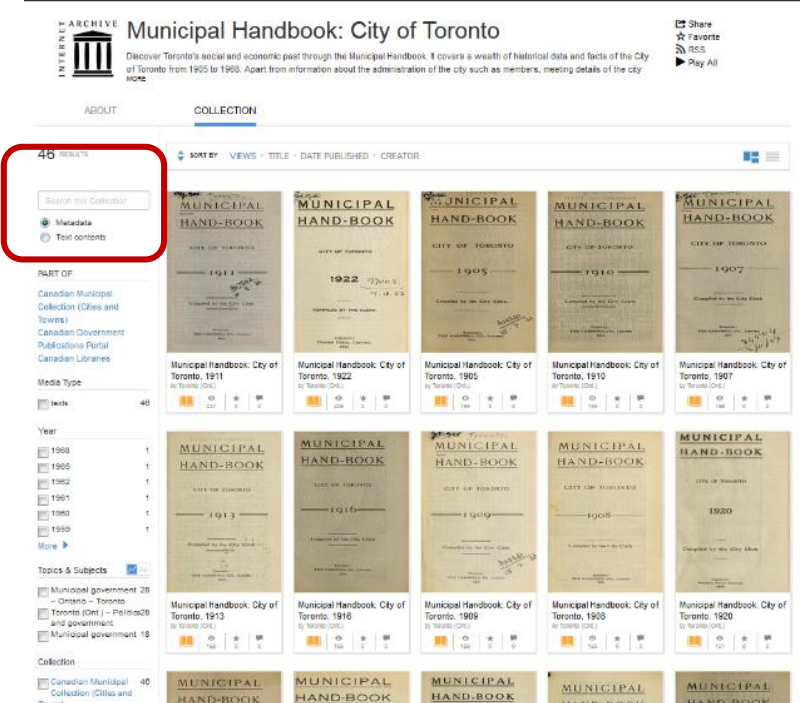
- Metadata
- Full text
 - On collection
 - On sub-collection
 - On individual item
 - Hit highlighting

Full text search

collection

Sub-collection

Individual item



Questions answered by using this collection

- May 2019
 - Flood control
- June 2019
 - Budget of the City of Toronto (1870 -1960)
- Oct. 2019
 - Historical crime statistics of Toronto
- Oct. 2019
 - Toronto transit plan

Thank you!

samchin.li@utoronto.ca